

OFFICE OF CAREER DEVELOPMENT  
EXECUTIVE MPH GRADUATE REPORT  
2014-2015



EMORY

ROLLINS  
SCHOOL OF  
PUBLIC  
HEALTH



# Executive MPH Graduate Report

Class of 2014-2015

- ✓ The Executive MPH (EMPH) Class of 2014-2015, with 34 graduates, includes those who graduated in August 2014, December 2014 and May 2015.
- ✓ The graduation information is collected at graduation and the unemployed are followed-up at 3, 6 and 11 months post-graduation until employment is secured.
- ✓ The information in this report is self-reported survey data provided by the graduate.
- ✓ Data collection for this report was completed in April 2016, at the 11th month after the May 2015 graduation.
- ✓ Information collected includes salary range, amount of time spent job searching and number of resumes sent.



Department	Total Graduates	Total Respondents	Response Rate
EMPH	34	32	94%



## Survey Respondents' Post-Graduation Employment Status

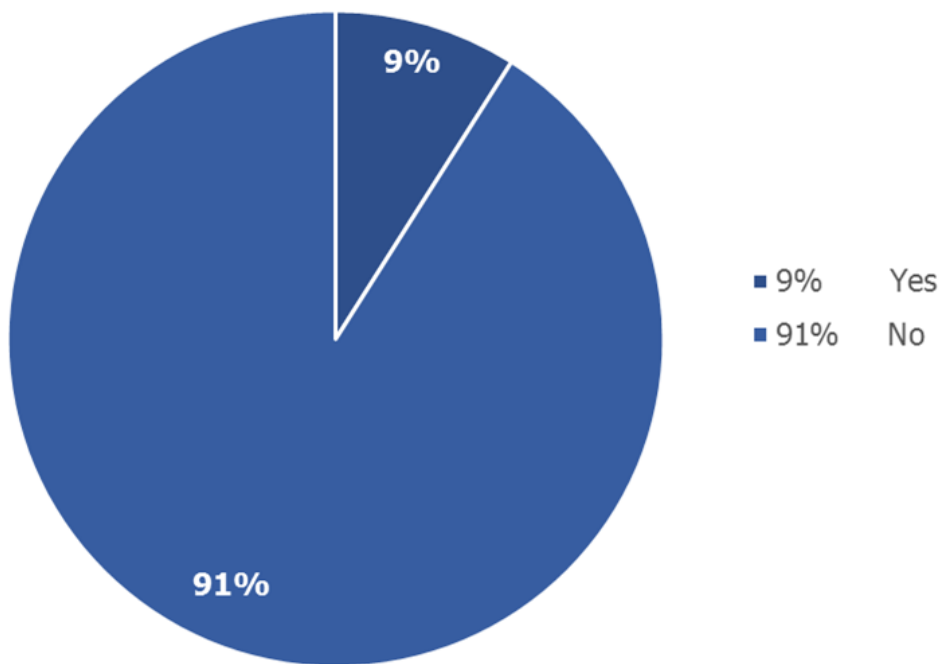
Of the 34 graduates from the Executive MPH Program, 32 provided their post-graduation employment status through the completion of the Graduate Information Survey over the 11-month data collection period.\*

Department	# of Graduates in Continuing Education	# of Graduates Not Seeking Work/ Continuing Education	# of Graduates Seeking Work	# of Graduates Employed Full-time/ Part-time	Did Not Respond to Survey (Unknown)	Total Graduates
Total	0	0	3	29	2	34
Rate	0%	0%	9%	85%	6%	100%

\*The data captured in the table above is required by the Council on Education for Public Health (CEPH).

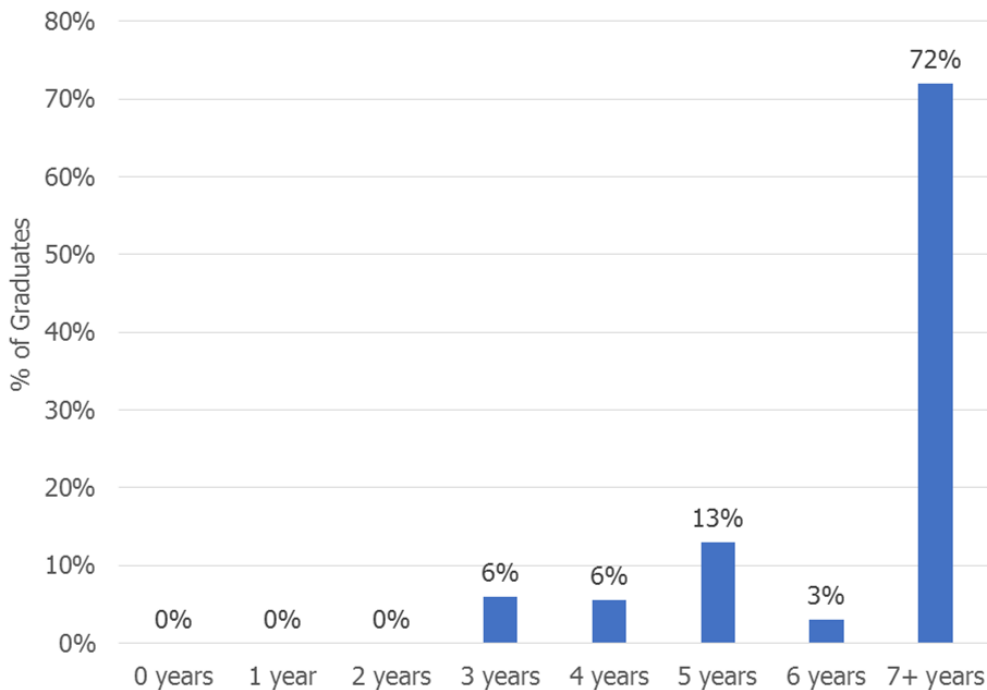
### International Student Status (N = 34)

This chart indicates the percentage of international student graduates from the EMPH department with a MPH degree.



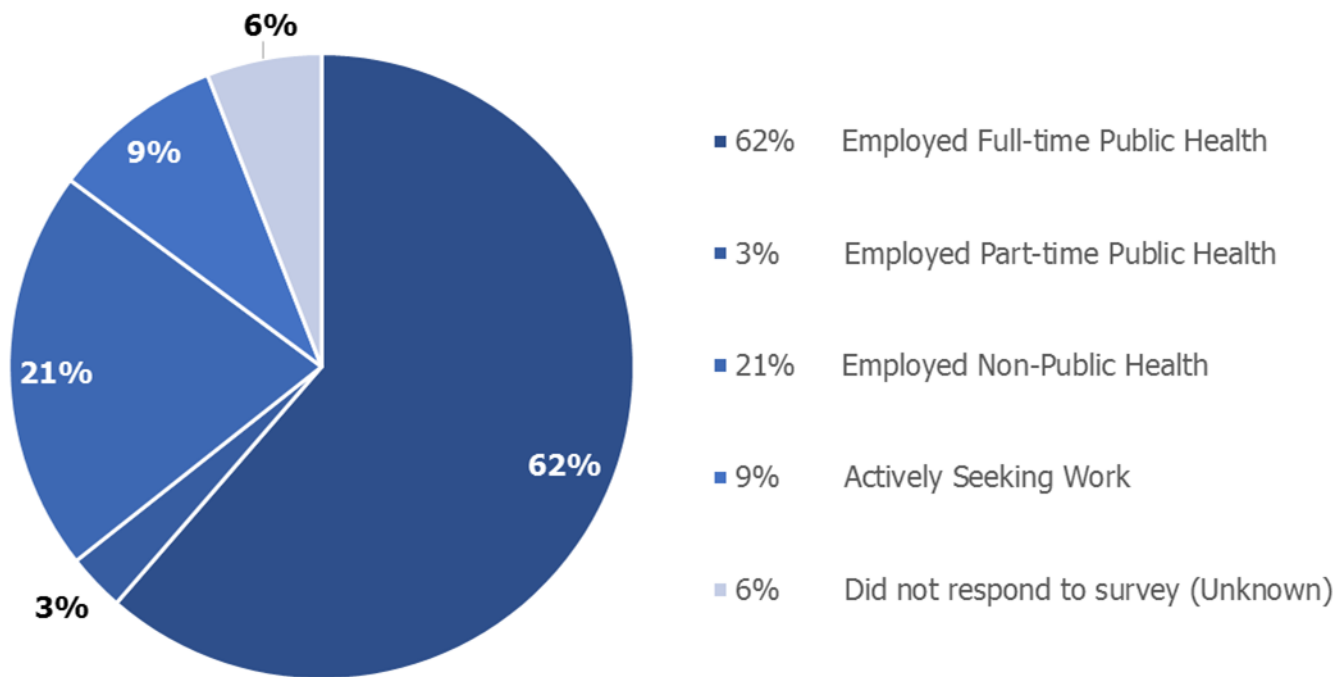
### Years of Prior Work Experience (N = 32)

Of the 32 graduates that responded to the survey, 23 (72%) reported having 7+ years of prior work (public health and non-public health) experience upon enrolling in the MPH/MSPH program.



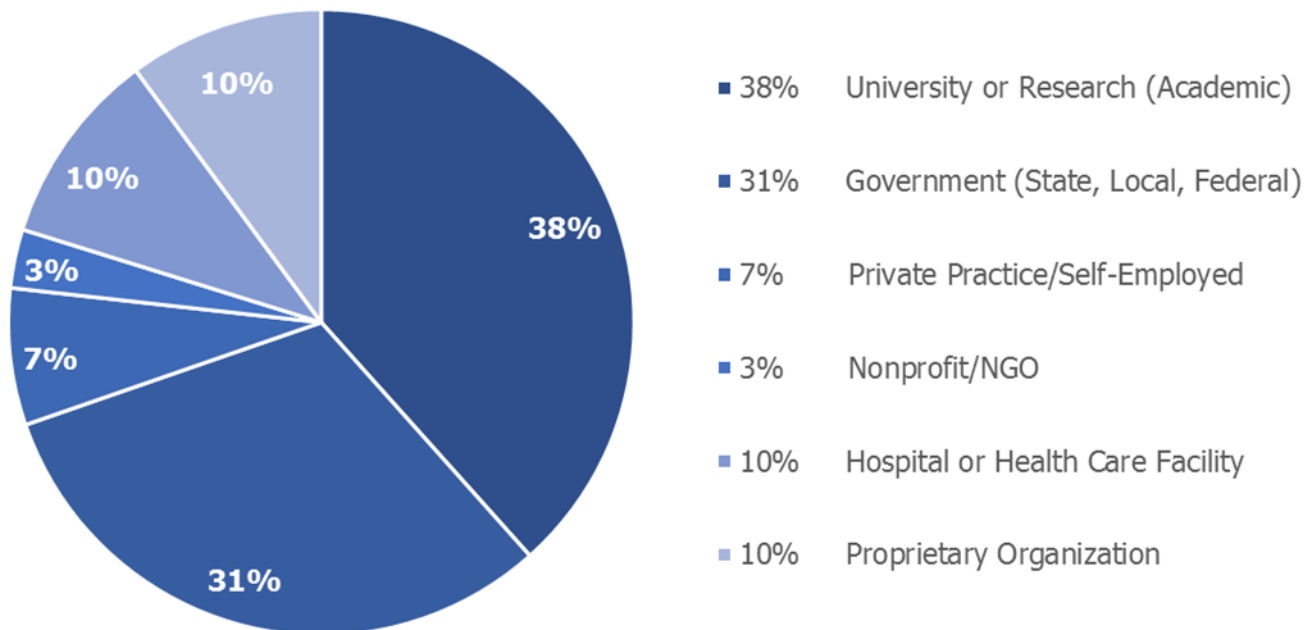
### Employment Status (N = 34)

This chart indicates the employment status of the graduated class of 34 within 11-months post-graduation from the EMPH department.



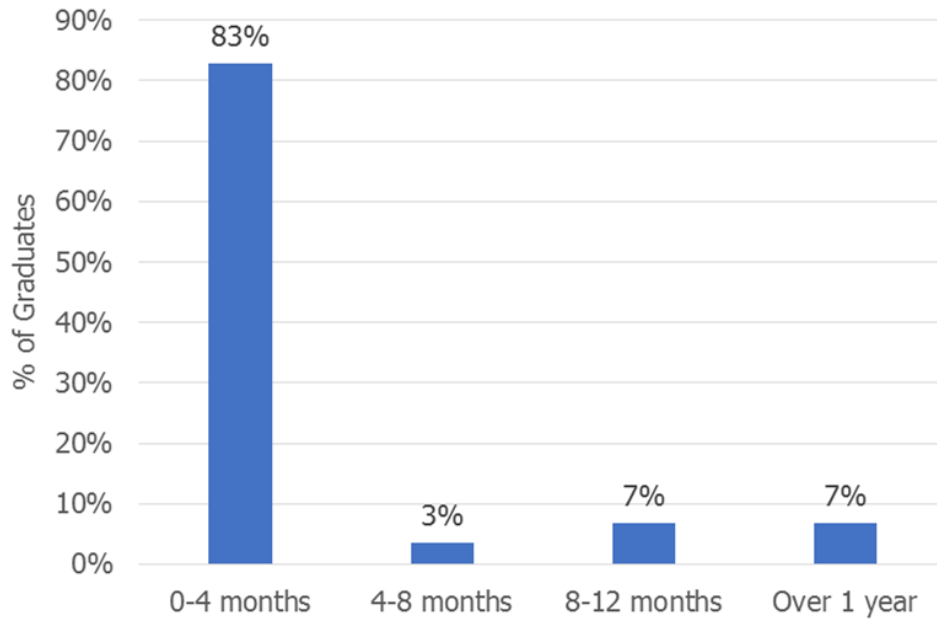
### Employment by Sector (N = 29)

Of the 29 graduates that secured employment within 11-months post-graduation, 11 (38%) reported being employed with a university or research (academic).



### Job Search Period (N = 29)

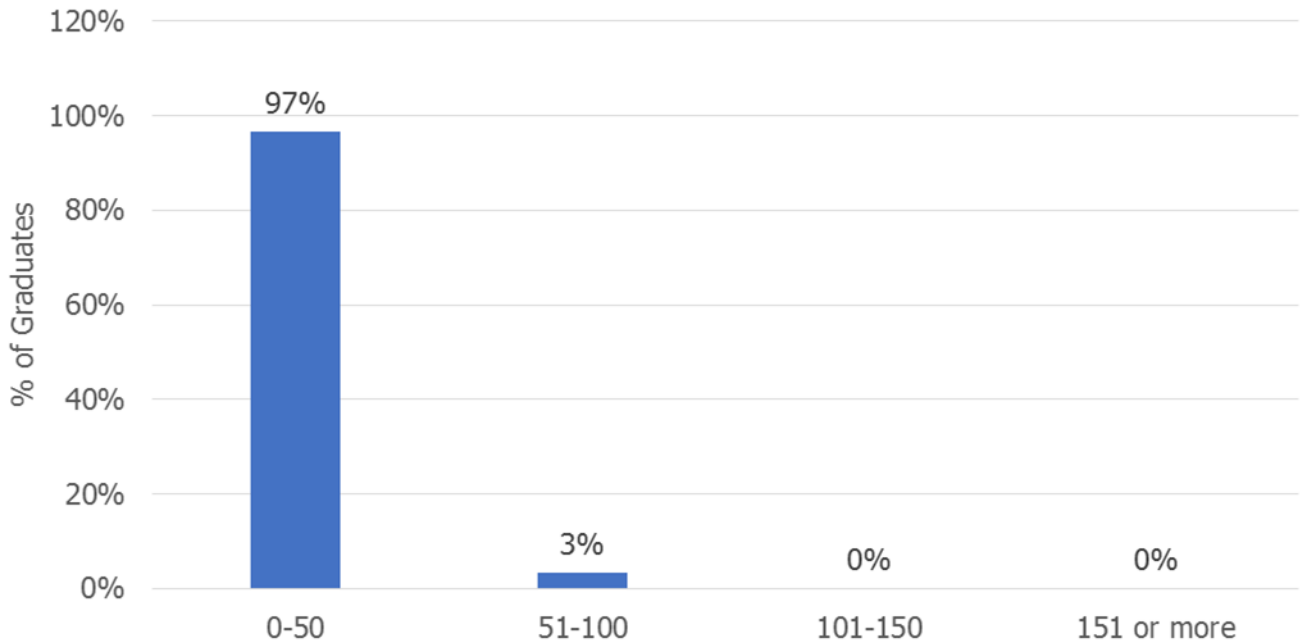
Of the 29 employed graduates who provided information regarding the job search period, 83% found employment within the first 4 months of beginning their job search.\*



\*Many graduates begin seeking employment in the months prior to graduation.

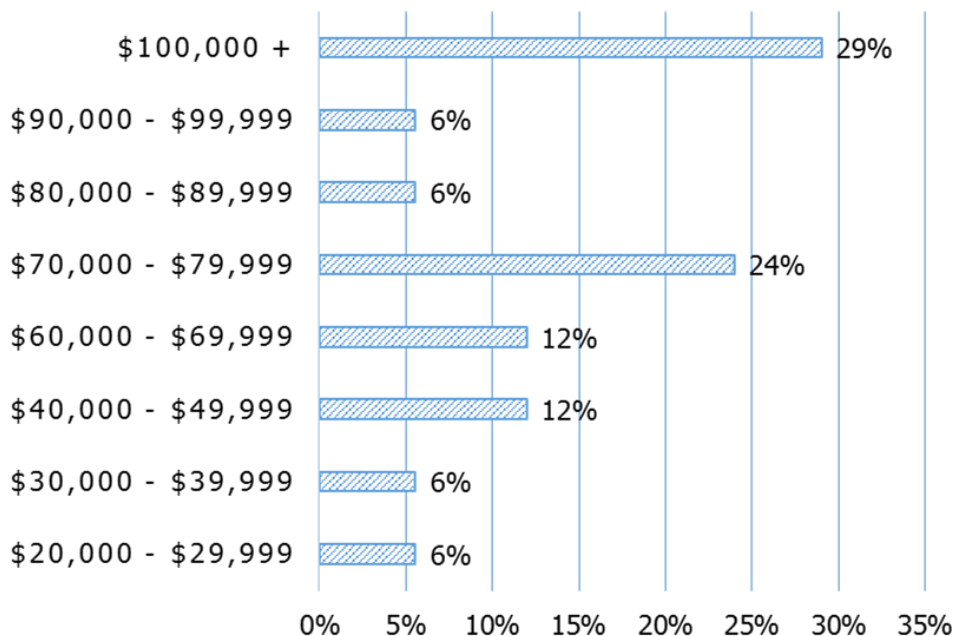
### Number of Resumes Sent Out (N = 29)

Among the 29 employed graduates, 97% sent out no more than 50 resumes during their job search period (average job search period is shown in the graph at the top of this page).



### Salary Range of Employed Graduates (N = 29)

All 29 graduates who accepted full-time and part-time employment reported salary information. Below is a representation of the starting annual salary ranges reported. The median starting salary range of the 29 full-time and part-time employed graduates from the EMPH department is \$70,000—\$79,999.



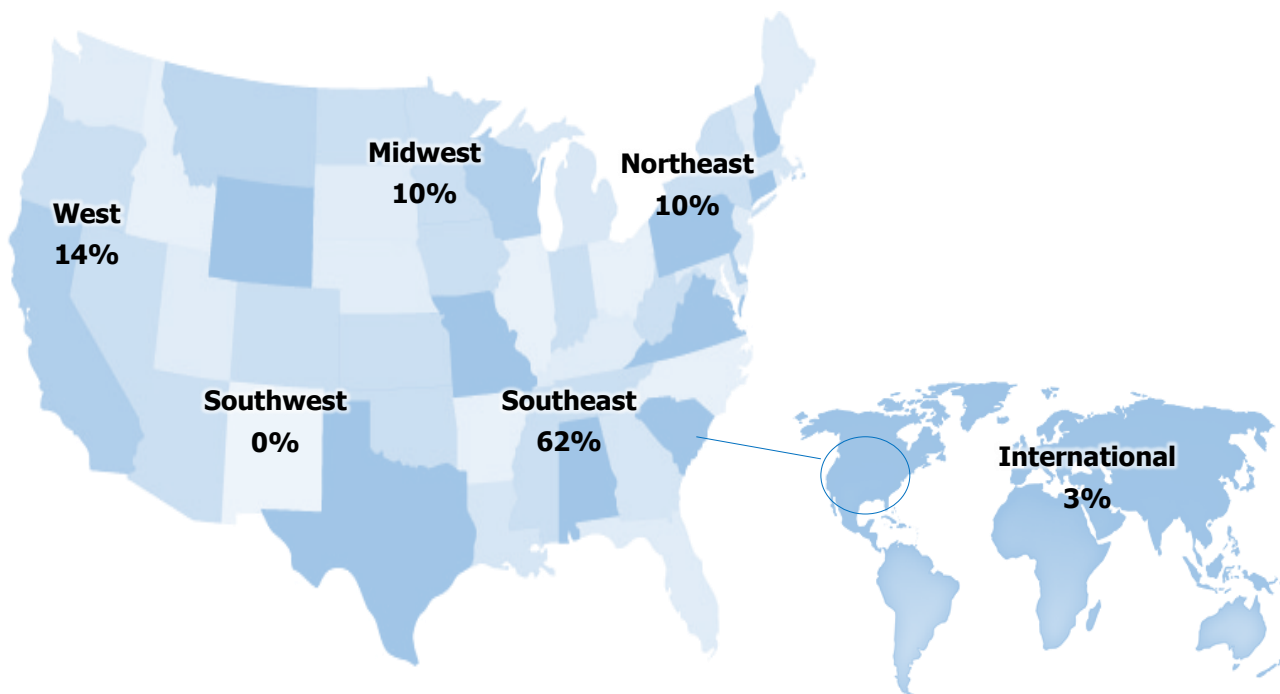
### Median Salary Range by Employment Sector (N = 29)

Of the 29 graduates who accepted full-time and part-time employment, 11 (38%) graduates are employed with the government (state, local, federal).

Employment Sector	% of Employed Graduates	Median Salary Range
University or Research Institute (Academic)	38%	\$50,000—\$59,999
Government (State, Local, Federal)	31%	\$80,000—\$89,999
Hospital or Health Care Delivery Facility	10%	\$50,000—\$59,999
Private Practice/Self-Employed	7%	\$100,000+
Proprietary Organization	10%	\$100,000+
Nonprofit/NGO	3%	\$70,000—\$79,999

## Region of Employed Graduates (N = 29)

All 29 graduates who accepted full-time and part-time employment within 11-months post-graduation provided information on the region where they are employed. Below is the percentage of graduates employed in each region.



Region	# of Employed Graduates	% of Employed Graduates	Median Salary Range
International	1	3%	\$30,000—\$39,999
Midwest	3	10%	\$70,000—\$79,999
Northeast	3	10%	\$100,000+
Southeast	18	62%	\$70,000—\$79,999
West	4	14%	\$50,000—\$59,999

**2014-2015 Graduate Employers and Job Titles (N = 29)**

All 29 graduates that accepted full-time or part-time employment provided the name of their employer and their job title. Appearing below in order by organization name.

<b>ORGANIZATION NAME</b>	<b>JOB TITLE</b>
Booz Allen Hamilton	Associate, Health Analyst Senior
CDC	Chief Public Health Informatics Officer
	Fellow
	Health Communication Team Lead
	Health Scientist
	Microbiologist
Centene Corporation	Data Analyst
Danbury Hospital	Research Associate
DePauw University	Associate Professor of Sociology & Anthropology
Emory University/Healthcare	Fellowship Program Coor.
	IRB Analyst Assistant
	Lead Research Specialist
	MD Researcher
	Research Administrator III
	Research Projects Mgr.
	Senior Business Manager
	Senior Tech
	Sr. Research Project Coordinator
Global Strategies	Program Coordinator
Hawaii State Department of Health	Epidemiological Specialist
Immune Tolerance Network	Assistant Director, Strategic Review, Planning, an
Magellan Health	Sr. Health Outcomes Scientist
Ministry of Health, Puntland	Nutritionist
PruittHealth	Infusion pharmacist
Sanofi Pasteur	Regional Clinical Trial Manager
SRA International	Sr. Director
United States Department of Agriculture (USDA)	Microbiologist
University of California, San Francisco	Clinical Research Coordinator
Veterans Affairs	Senior Management & Program Analyst

**Location of Employed Graduates (N = 29)**

- |                 |                 |                    |
|-----------------|-----------------|--------------------|
| Athens, GA      | Greencastle, IN | Kansas City, KS    |
| Atlanta, GA*    | Harrisburg, PA  | Norcross, GA       |
| Danbury, CT     | Hines, IL       | San Francisco, CA* |
| Garooe, Somalia | Honolulu, HI    | Swiftwater, PA     |

\*Location reported by more than 1 graduate