

OFFICE OF CAREER DEVELOPMENT
HEALTH POLICY & MANAGEMENT GRADUATE
REPORT 2016



EMORY

ROLLINS
SCHOOL OF
PUBLIC
HEALTH



Health Policy & Management Graduate Report

Class of 2016

✓ The Health Policy & Management (HPM) Class of 2016, with 91 graduates, includes those who graduated in August 2015, December 2015 and May 2016.

✓ The graduation information is collected at graduation and the unemployed received follow-ups at 3, 6 and 11 months post-graduation until employment or continuing education is secured.

✓ The information in this report is self-reported survey data provided by the graduate.

✓ Data collection for this report was completed in April 2017, at the 11th month after the May 2016 graduation.

✓ Information collected includes employment sector, salary range, amount of time spent job searching and number of resumes sent.



| Department | Total Graduates | Total Respondents | Response Rate |
|------------|-----------------|-------------------|---------------|
| HPM | 91 | 91 | 100% |



Graduate Degree Status

| Department | MPH | MSPH | Grand Total |
|------------|-----|------|-------------|
| HPM | 85 | 6 | 91 |

Survey Respondents' Post-Graduation Employment Status

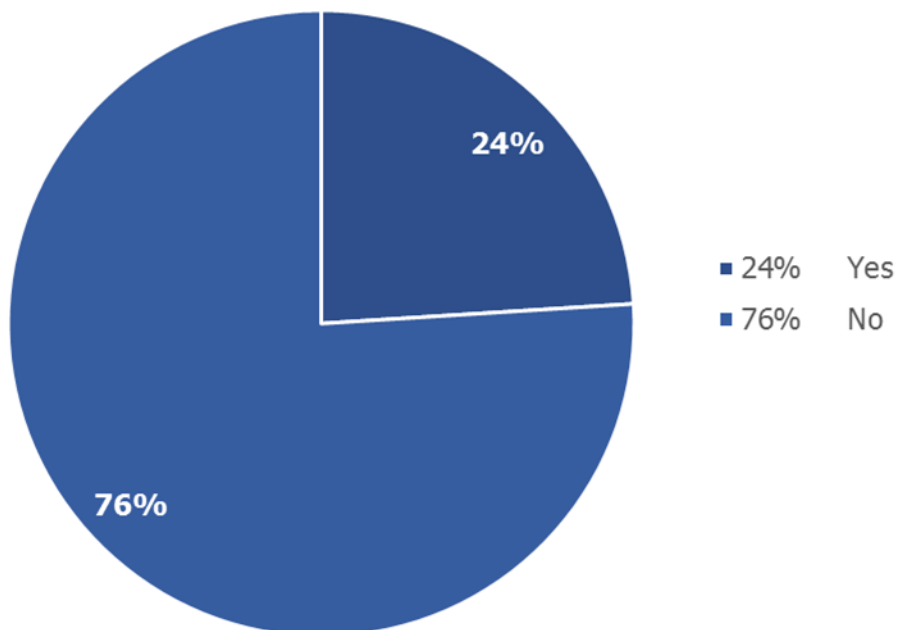
All 91 graduates from the Health Policy and Management Department provided their post-graduation employment status through the completion of the Graduate Information Survey within the 11-month data collection period.*

| Department | # of Graduates in Continuing Education | # of Graduates Not Seeking Work/ Continuing | # of Graduates Seeking Work | # of Graduates Employed Full-time/ Part-time | Did Not Respond to Survey (Unknown) | Total Graduates |
|------------|--|---|-----------------------------|--|-------------------------------------|-----------------|
| Total | 6 | 0 | 14 | 71 | 0 | 91 |
| Rate | 7% | 0% | 15% | 78% | 0% | 100% |

*The data captured in the table above is required by the Council on Education for Public Health (CEPH).

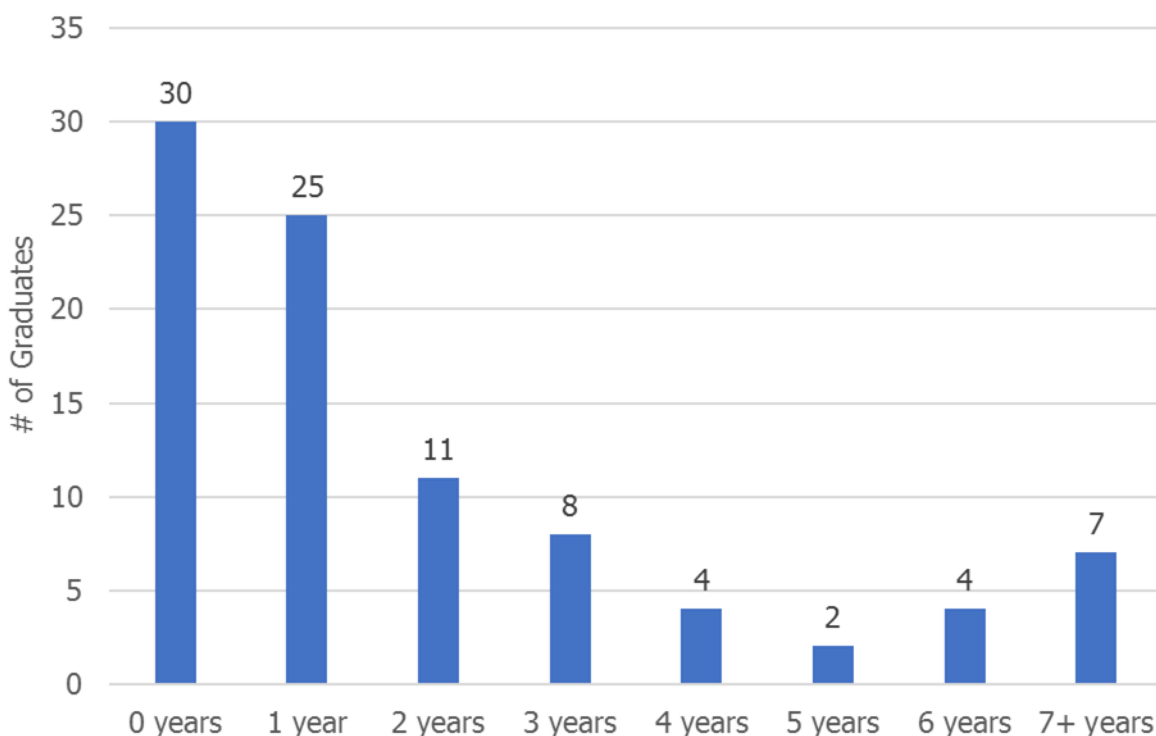
International Student Status (N = 91)

This chart indicates the percentage of international student graduates from the HPM department with a MPH/MSPH degree.



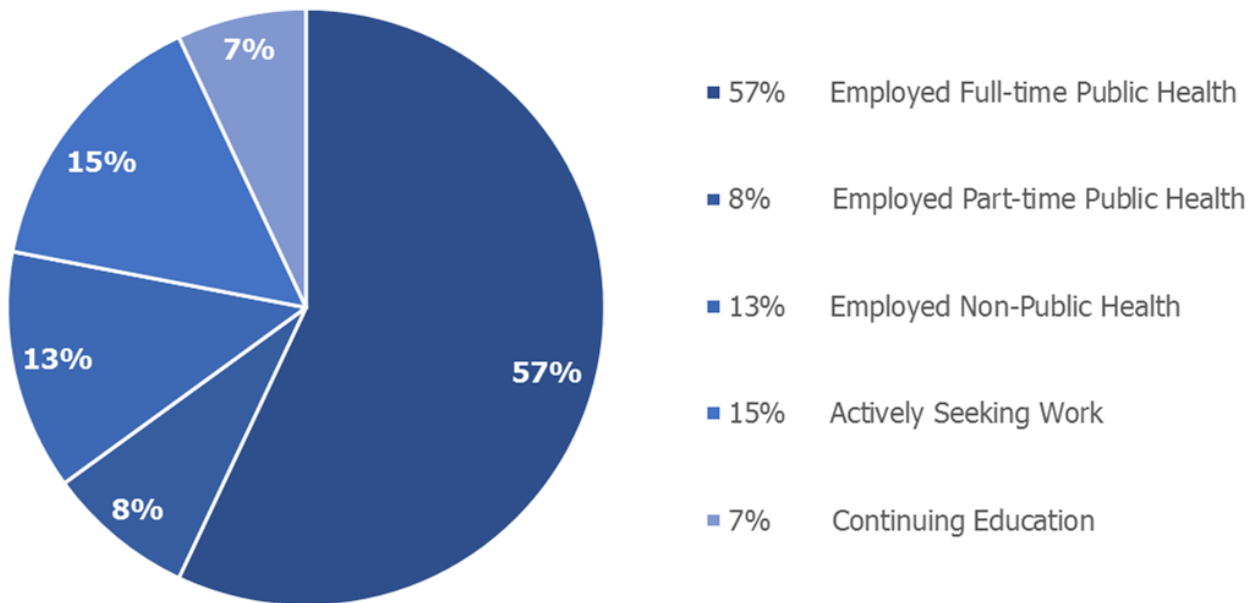
Years of Prior Work Experience (N = 91)

Upon enrolling in the MPH/MSPH program at the RSPH, 33% of HPM graduates reported having 0 years of prior work (public health and non-public health) experience.



Employment Status (N = 91)

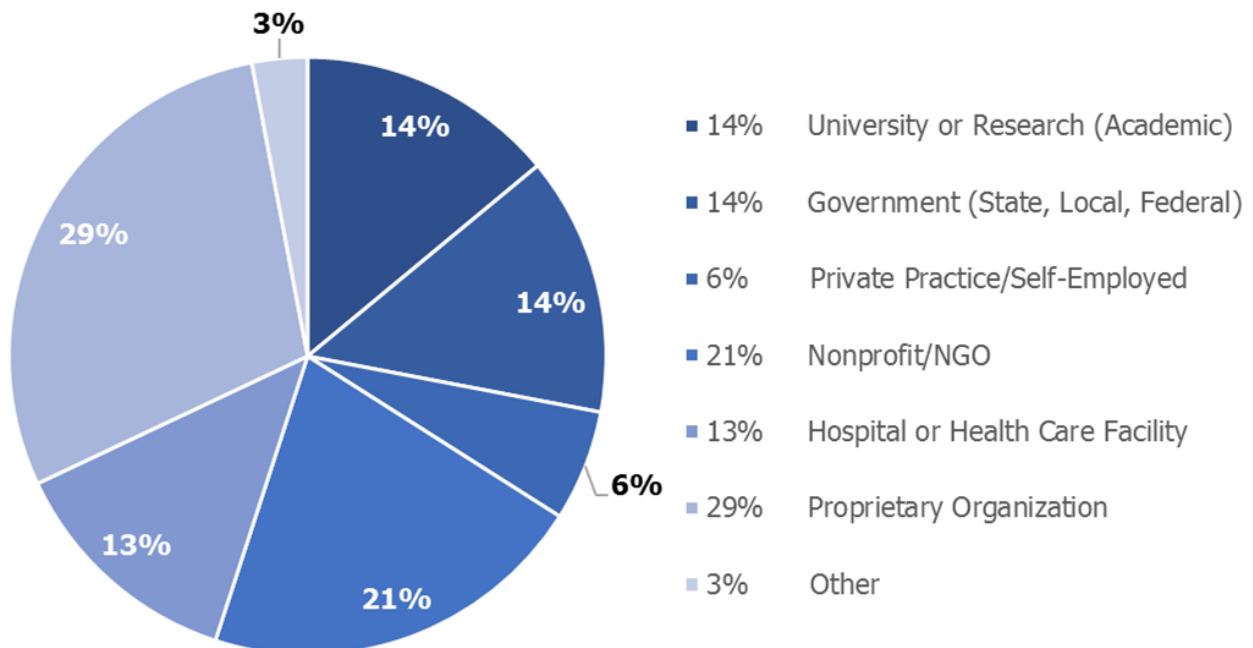
This chart indicates the employment status of the graduated class of 91 within 11-months post-graduation from the HPM department.



The remainder of this report contains data from graduates reporting securing full-time/part-time employment. There were 71 graduates in the HPM department reporting securing full-time/part-time employment. Information on employer, sector, title, location and annual starting salary range was provided by 63 of the 71.

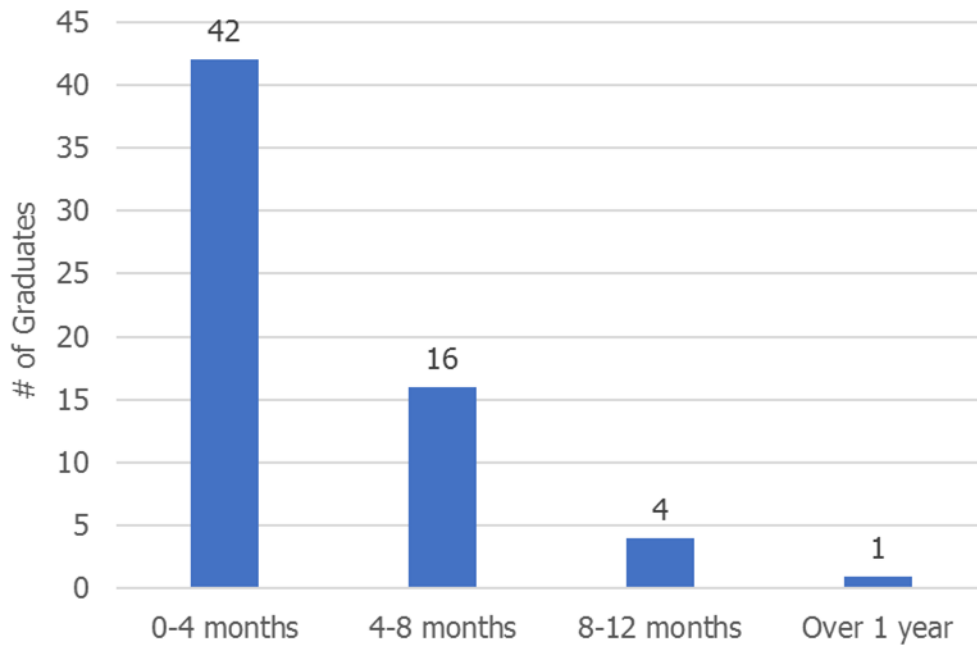
Employment by Sector (N = 63)

Of the 63 reporting graduates that secured employment within 11-months post-graduation, 29% reported being employed with a proprietary organization.



Job Search Period (N = 63)

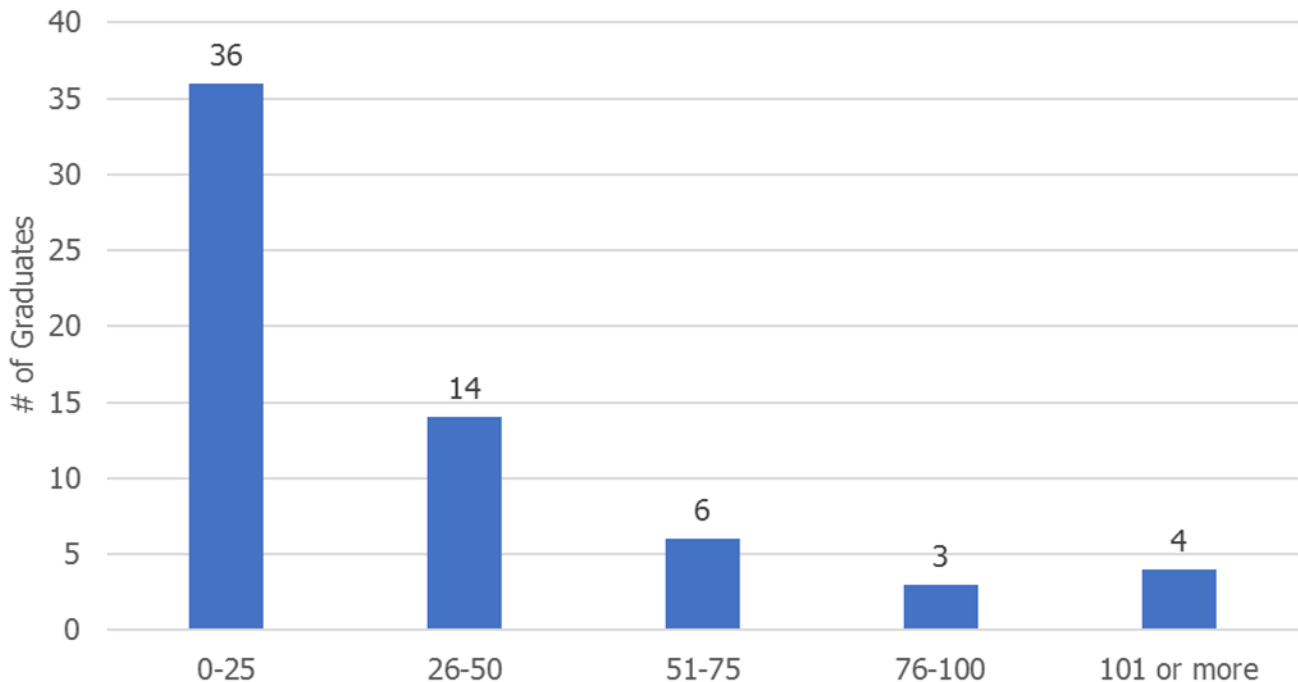
Within the first 4 months of starting the job search, 67% secured employment.*



*Many graduates begin seeking employment in the months prior to graduation.

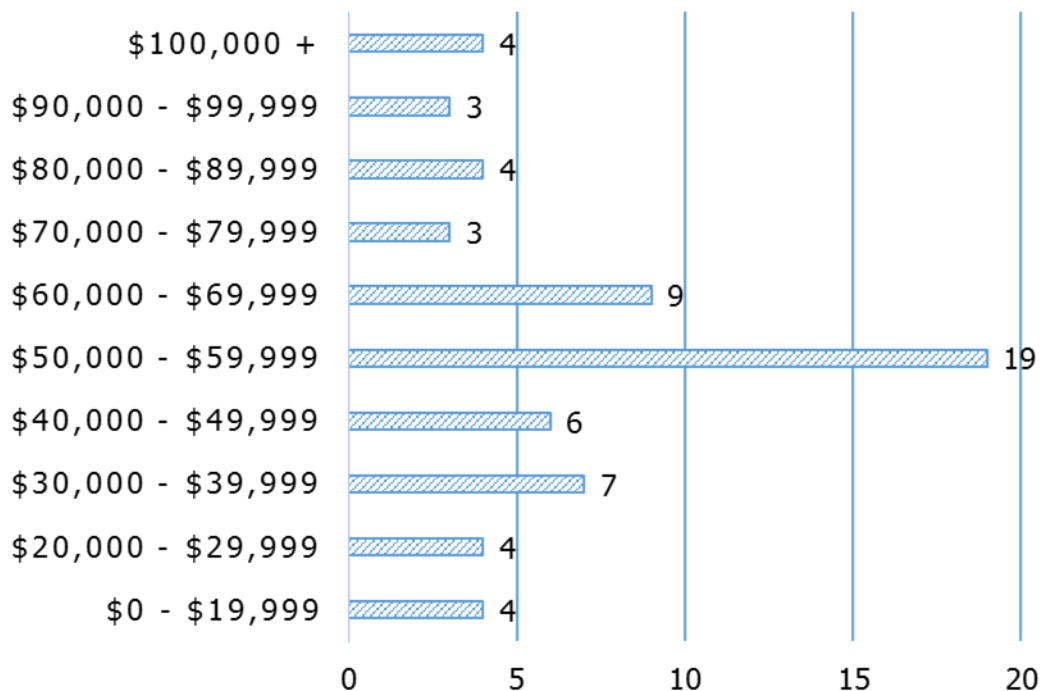
Number of Resumes Sent Out (N = 63)

During the job search period, 57% of graduates sent out no more than 25 resumes (average job search period is shown in the graph above).



Salary Range of Employed Graduates (N = 63)

The median starting annual salary range reported by HPM graduates securing full-time/part-time employment is \$50,000—\$59,999.



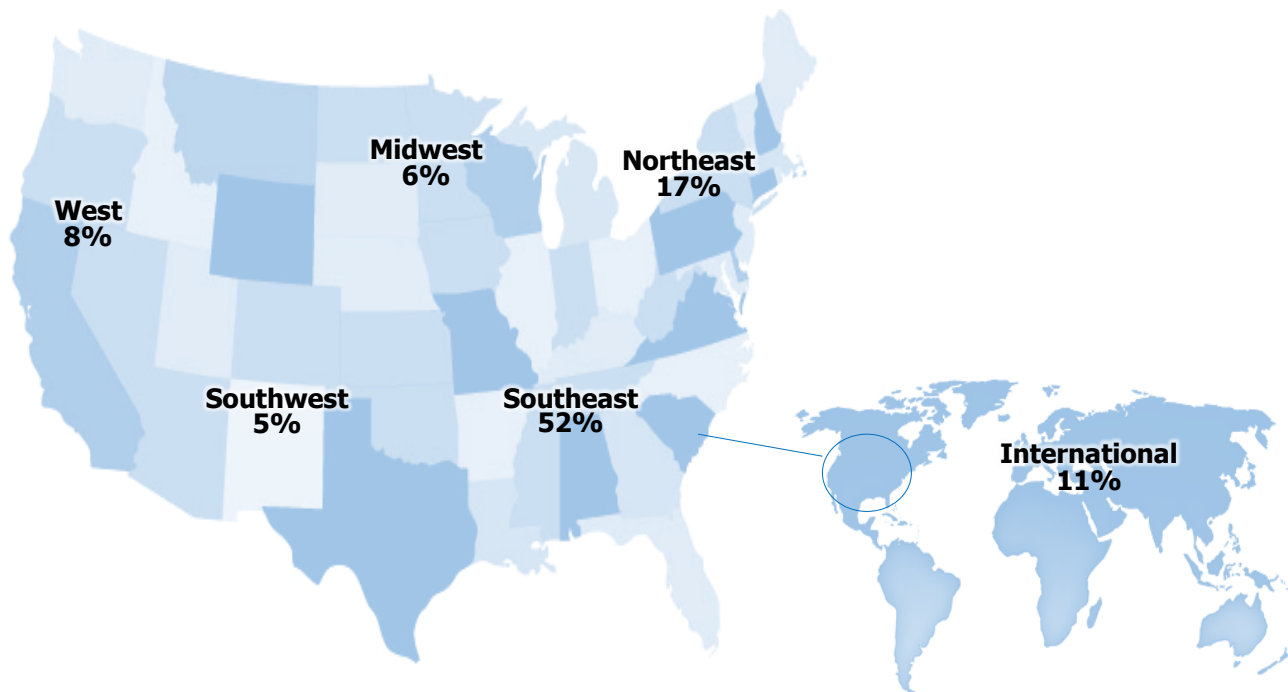
Median Salary Range by Employment Sector (N = 63)

| Employment Sector | % of Employed Graduates | Median Salary Range |
|---|-------------------------|---------------------|
| University or Research Institute (Academic) | 14% | \$30,000—\$39,999 |
| Government (State, Local, Federal) | 14% | \$50,000—\$59,999 |
| Hospital or Health Care Delivery Facility | 13% | \$50,000—\$59,999 |
| Nonprofit/NGO | 21% | \$50,000—\$59,999 |
| Private Practice/Self-Employed | 6% | \$60,000—\$69,999 |
| Proprietary Organization | 29% | \$50,000—\$59,999 |
| Other | 3% | Not Available* |

*There were not enough respondents to determine a median without compromising confidentiality.

Region of Employed Graduates (N = 63)

The region where the 63 graduates reported being employed in within 11-months post-graduation, along with percentage of employed graduates in the regions are represented below.



| Region | # of Employed Graduates | % of Employed Graduates | Median Salary Range |
|---------------|-------------------------|-------------------------|---------------------|
| International | 7 | 11% | \$30,000—\$39,999 |
| Midwest | 4 | 6% | \$50,000—\$59,999 |
| Northeast | 11 | 17% | \$50,000—\$59,999 |
| Southeast | 33 | 52% | \$60,000—\$69,999 |
| Southwest | 3 | 5% | \$40,000—\$49,999 |
| West | 5 | 8% | \$50,000—\$59,999 |

2016 Graduate Employers and Job Titles (N = 63)

The organization name and job title for the 63 graduates that reported this information appears in the table below.

| ORGANIZATION NAME | JOB TITLE |
|---|---|
| American Society of Anesthesiologists | Quality Associate |
| Angels Senior Living | Administrative Intern |
| Athenahealth | Senior Client Implementation Analyst |
| Azalea Health | Health IT Analyst |
| Biogen Idek | Medical Science Liaison |
| Booz Allen Hamilton | Senior Consultant |
| CareOregon | Quality Improvement Analyst |
| CenseoHealth | Physician Evaluator |
| Centers for Disease Control and Prevention (CDC) | Fellow |
| | ORISE Fellow |
| | Science Fellow |
| Columbia University Medical Center | Administrative Fellow |
| Crystal Stairs, Inc. | QA Program Analyst |
| DaVita HealthCare Partners, Inc | Redwoods Resident |
| Deloitte | Consultant |
| Discern Health | Project Analyst |
| Emory Healthcare | Operations and Planning Coordinator |
| | Research Intern |
| Emory University | Recruitment Intern |
| Emory University, Rwanda Zambia HIV Research Group | Research Regulatory Coordinator |
| | Research Assistant |
| Emory University, School of Medicine | Clinical Research Coordinator II |
| | Manager |
| ER Express | Manager |
| General Electric Healthcare | Human Resources Leadership Program (HRLP) |
| Georgia Budget and Policy Institute | Policy Analyst |
| Grant Thornton | Healthcare Advisory Associate |
| Harvard University Health Services | Health Administrative Fellow |
| Hong Kong University | Analysis and Research Officer |
| Hopenoah Inc | Business manager |
| Hydrocephalus Association | Operations Manager |
| IMPAQ International | Research Analyst |
| International Association of National Public Health Institutes (IANPHI) | Graduate Research Assistant |
| | Consultant Family Physician |
| Ministry of Health | Nursing Quality Coordinator |
| | Graduate Research Associate |
| Morehouse College, Public Health Sciences Institute | Graduate Research Associate |
| mPharma | Head of Pharmacy Operations |
| National Committee for Quality Assurance (NCQA) | Product Development Analyst |
| | Policy Analyst |

| ORGANIZATION NAME | JOB TITLE |
|---|--------------------------------------|
| National Health Care for the Homeless Council | National Health Policy Organizer |
| National Health Law Program | Legal Fellow |
| New Jersey Academy of Family Physicians | Healthcare Transformation Specialist |
| NYU Langone Medical Center | Intern |
| Oak Ridge Affiliated Universities | INSPIRE Fellow |
| Pharmaceutical Company | Marketing |
| Piedmont Healthcare | Financial Analyst |
| PricewaterhouseCoopers (PwC) | Experienced Associate (4) |
| | Senior Associate |
| South Carolina Department of Health and Environmental Control | Process Improvement Coordinator |
| State of Michigan, Licensing and Regulatory Affairs | Health Licensing Analyst |
| Tai Kang Community | Management Trainee |
| The Advisory Board Company | Associate |
| The Carter Center | Technical Advisor |
| The Emory Clinic | Clinic Operations Coordinator |
| Trinity Health | Administrative Fellow |
| UCSF Medical Center | Administrative Fellow |
| University of British Columbia | Physician - Internal Medicine |
| University of South Florida | PhD Candidate |
| US Government Accountability Office | Health Care Analyst |
| WellStar | Performance Improvement Specialist |
| Willis Towers Watson | Analyst |

*Some of the fellows may be on-site at CDC, but the information was not self-reported by the graduate.

Location of Employed Graduates (N = 63)

| | | |
|------------------|-------------------|-----------------------------|
| Atlanta, GA* | Houston, TX | Tampa, FL* |
| Baltimore, MD* | Kazakhstan | Texas |
| Beijing, China | Lansing, MI | Trenton, NJ |
| Bethesda, MD | Livonia, MI | Vancouver, British Columbia |
| California | Los Angeles, CA | Washington, DC* |
| Cambridge, MA | Marietta, GA | Wellesley, MA |
| Carrboro, NC | New York, NY* | Wisconsin |
| Chicago, IL | Nigeria | |
| Columbia, SC | Oak Ridge, TN | |
| Denver, CO | Portland, OR | |
| Fayetteville, GA | San Francisco, CA | |
| Hong Kong | Saudi Arabia* | |

*Location reported by more than 1 graduate