



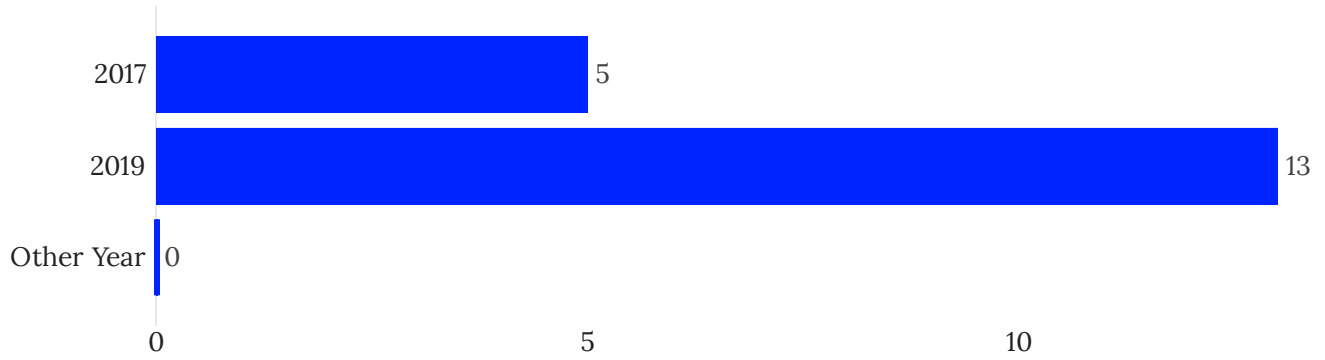
EMORY

ROLLINS
SCHOOL OF
PUBLIC
HEALTH

2022 RSPH 3- and 5-Year Post- Graduation Young Alumni Survey Report

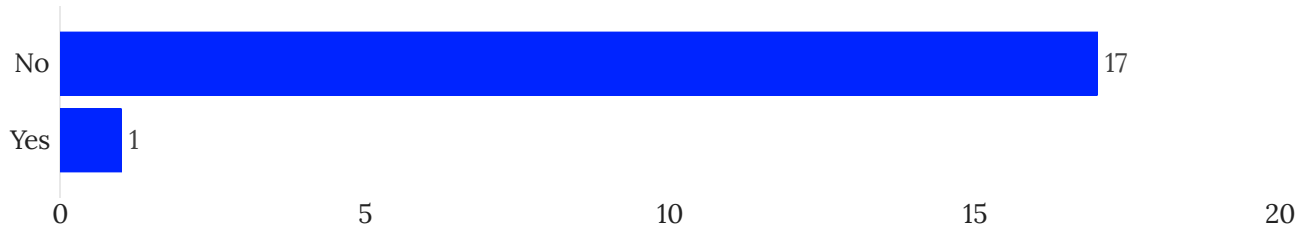
Executive MPH Program Report

Alumni Graduation Year



Field	Choice Count
2017 (SU 2016, FA 2016, SP 2017)	28% 5
2019 (SU 2018, FA 2018, SP 2019)	72% 13
Total	18

Dual Degree Enrollment

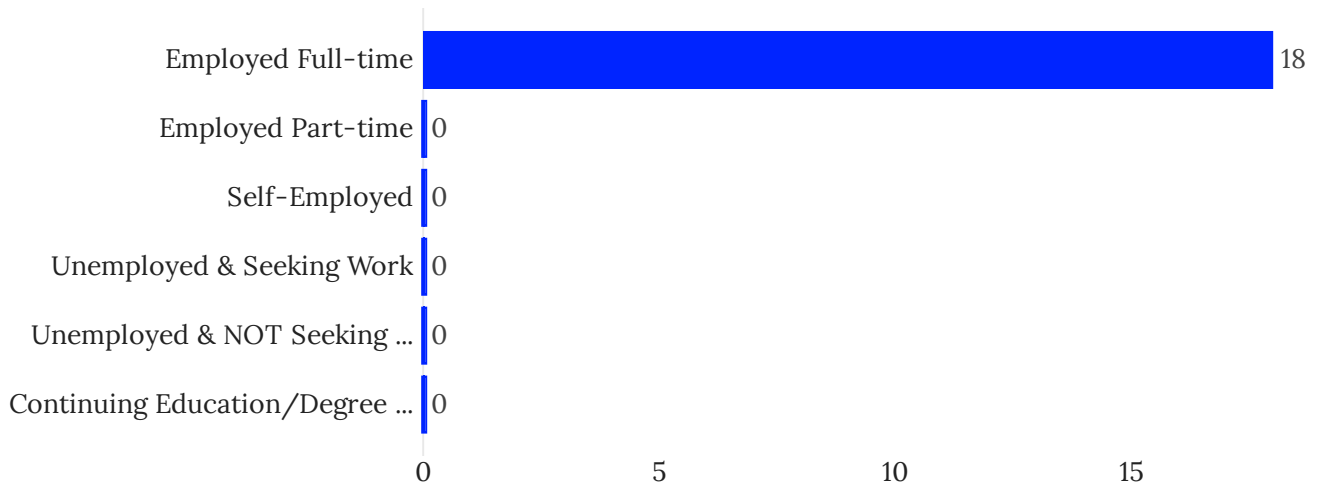


Field	Choice Count
No	94% 17
Yes (If yes, please provide degree, i.e. JD, BS, MD, etc.)	6% 1
Total	18

Yes (If yes, please provide degree, i.e. JD, BS, MD, etc.) - Text

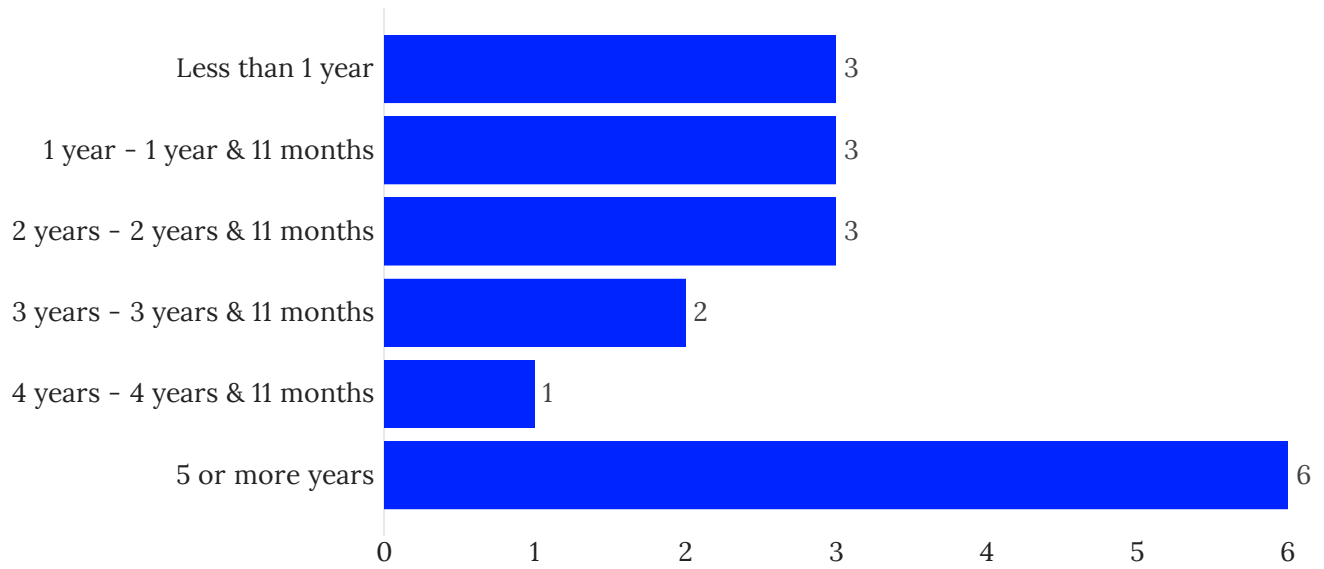
No

Current Employment



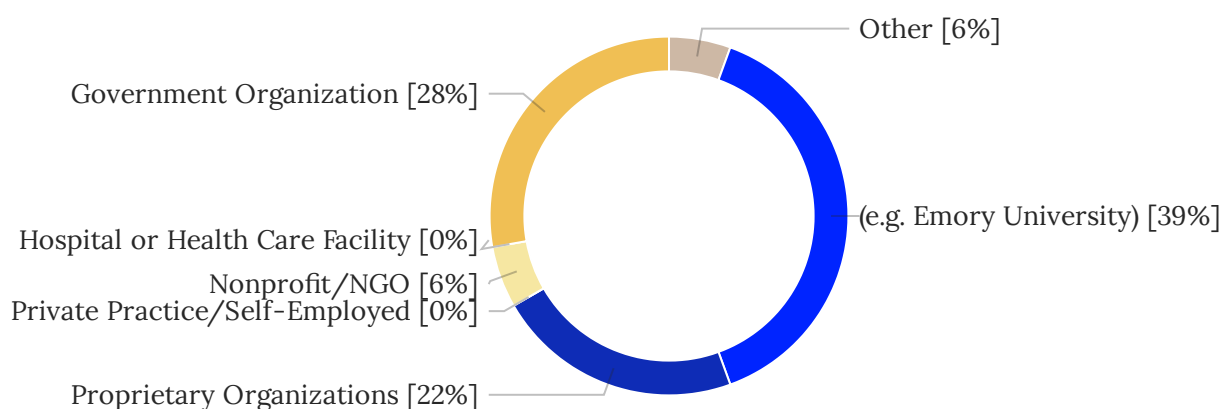
Field	Choice Count
Employed Full-time	100% 18
Employed Part-time	0% 0
Self-Employed	0% 0
Unemployed & Seeking Work	0% 0
Unemployed & NOT Seeking Work/Education	0% 0
Continuing Education/Degree Seeking	0% 0
Total	18

Alumni Duration at Current Job



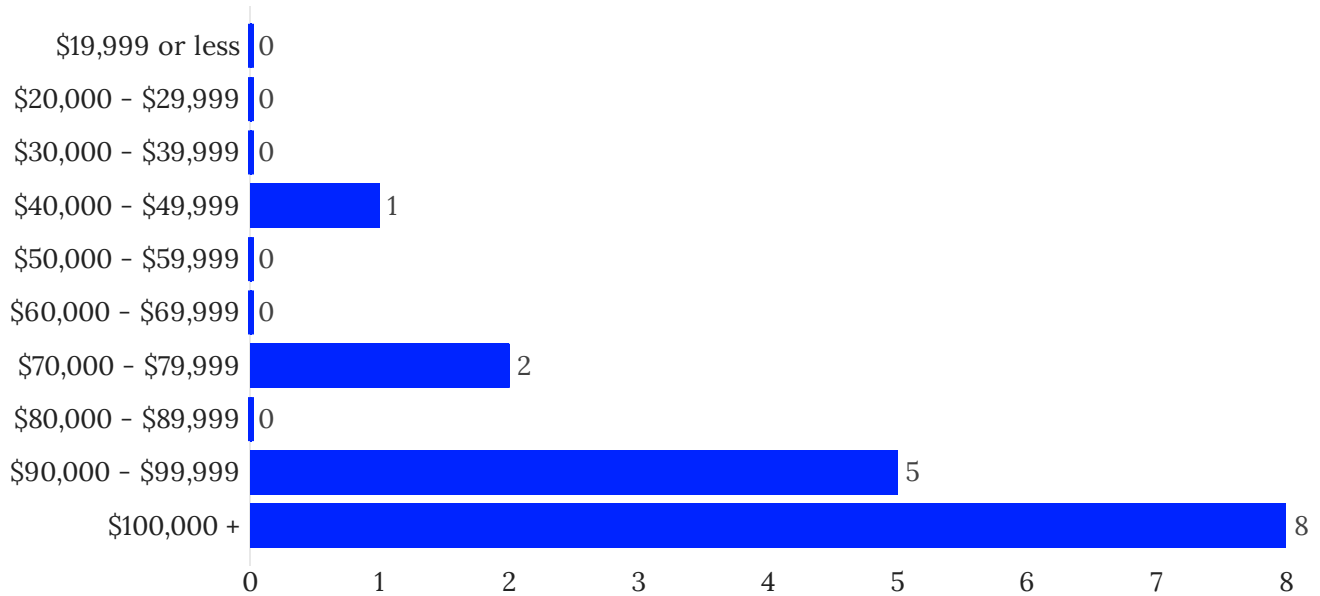
Field	Choice Count
Less than 1 year	17% 3
1 year - 1 year & 11 months	17% 3
2 years - 2 years & 11 months	17% 3
3 years - 3 years & 11 months	11% 2
4 years - 4 years & 11 months	6% 1
5 or more years	33% 6
Total	18

Employment by Sector



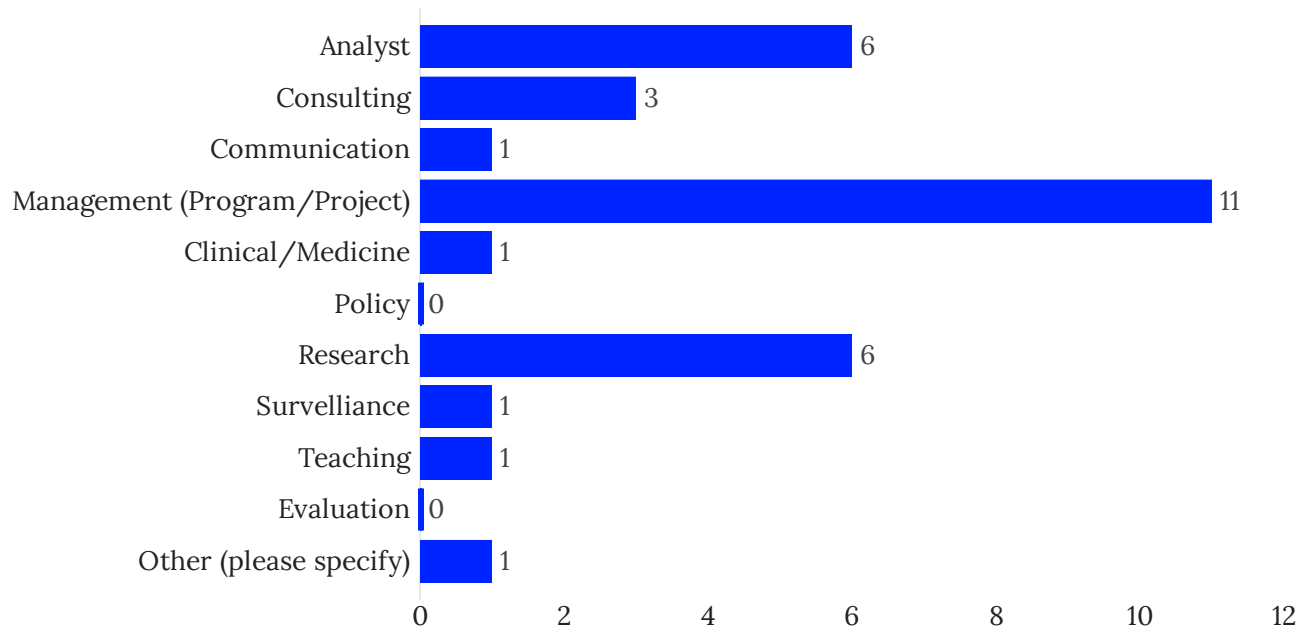
Field	Choice Count
Government Organization (Federal, State, Local)	28% 5
Hospital or Health Care Facility	0% 0
Nonprofit/NGO	6% 1
Private Practice/Self-Employed	0% 0
Proprietary Organizations (Industry, Pharmaceutical Company, Consulting, Biotech, Other For-Profit Organization)	22% 4
University or Research Institution (e.g. Emory University)	39% 7
Other (please specify)	6% 1
Total	18

Annual Salary Range



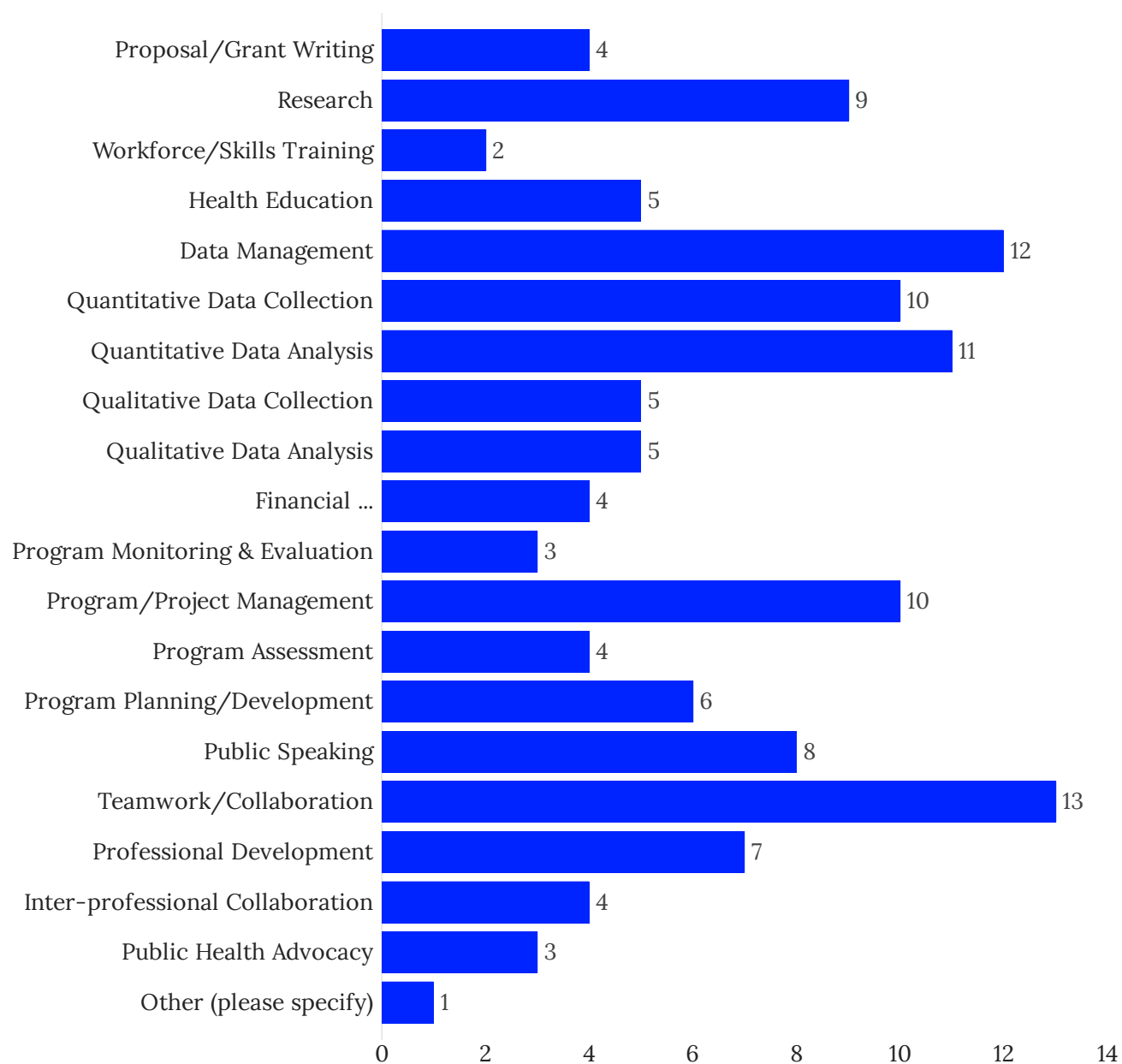
Field	Choice Count
\$19,999 or less	0% 0
\$20,000 - \$29,999	0% 0
\$30,000 - \$39,999	0% 0
\$40,000 - \$49,999	6% 1
\$50,000 - \$59,999	0% 0
\$60,000 - \$69,999	0% 0
\$70,000 - \$79,999	13% 2
\$80,000 - \$89,999	0% 0
\$90,000 - \$99,999	31% 5
\$100,000 +	50% 8
Total	16

Alumni Job Duties



Field	Choice Count
Analyst	19% 6
Consulting	10% 3
Communication	3% 1
Management (Program/Project)	35% 11
Clinical/Medicine	3% 1
Policy	0% 0
Research	19% 6
Surveillance	3% 1
Teaching	3% 1
Evaluation	0% 0
Other (please specify)	3% 1
Total	31

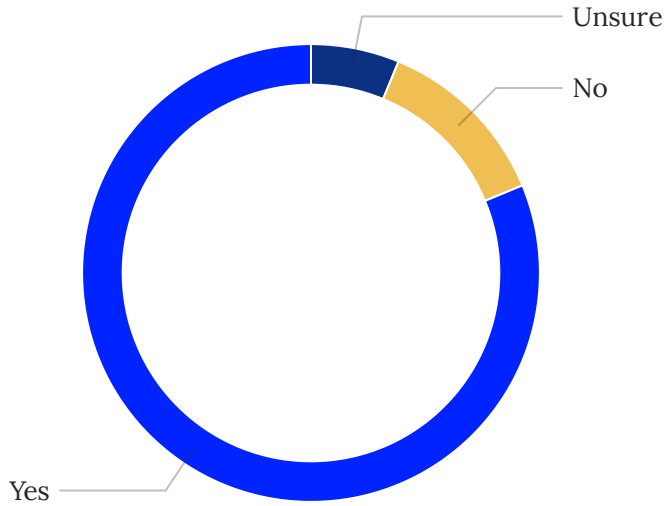
Skills that Prepared Alumni



Field	Choice Count
Proposal/Grant Writing	3% 4
Research	7% 9
Workforce/Skills Training	2% 2
Health Education	4% 5

Data Management	10%	12
Quantitative Data Collection	8%	10
Quantitative Data Analysis	9%	11
Qualitative Data Collection	4%	5
Qualitative Data Analysis	4%	5
Financial Accounting/Management/Budgeting	3%	4
Program Monitoring & Evaluation	2%	3
Program/Project Management	8%	10
Program Assessment	3%	4
Program Planning/Development	5%	6
Public Speaking	6%	8
Teamwork/Collaboration	10%	13
Professional Development	6%	7
Inter-professional Collaboration	3%	4
Public Health Advocacy	2%	3
Other (please specify)	1%	1
Total		126

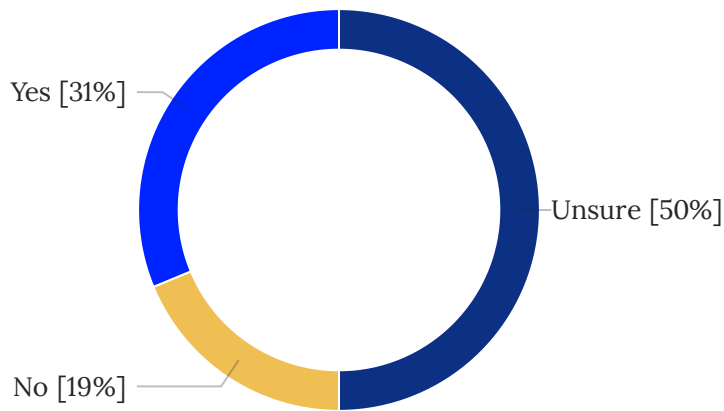
Employer Hiring Status: Doctoral Students



Field	Choice Count	
Yes	81%	13
No	13%	2
Unsure	6%	1
Total		16

Employer Hiring Status: Rollins Students

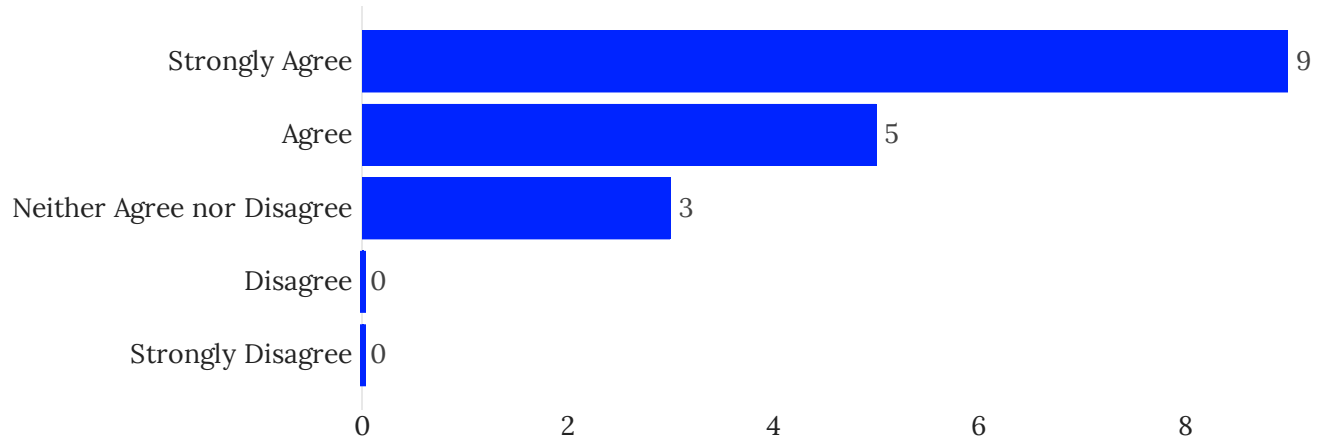
i.e., Part-time, REAL, Internships, APE (Applied Practice Experience/Practicum)



Field	Choice Count	
Yes	31%	5
No	19%	3
Unsure	50%	8
Total		16

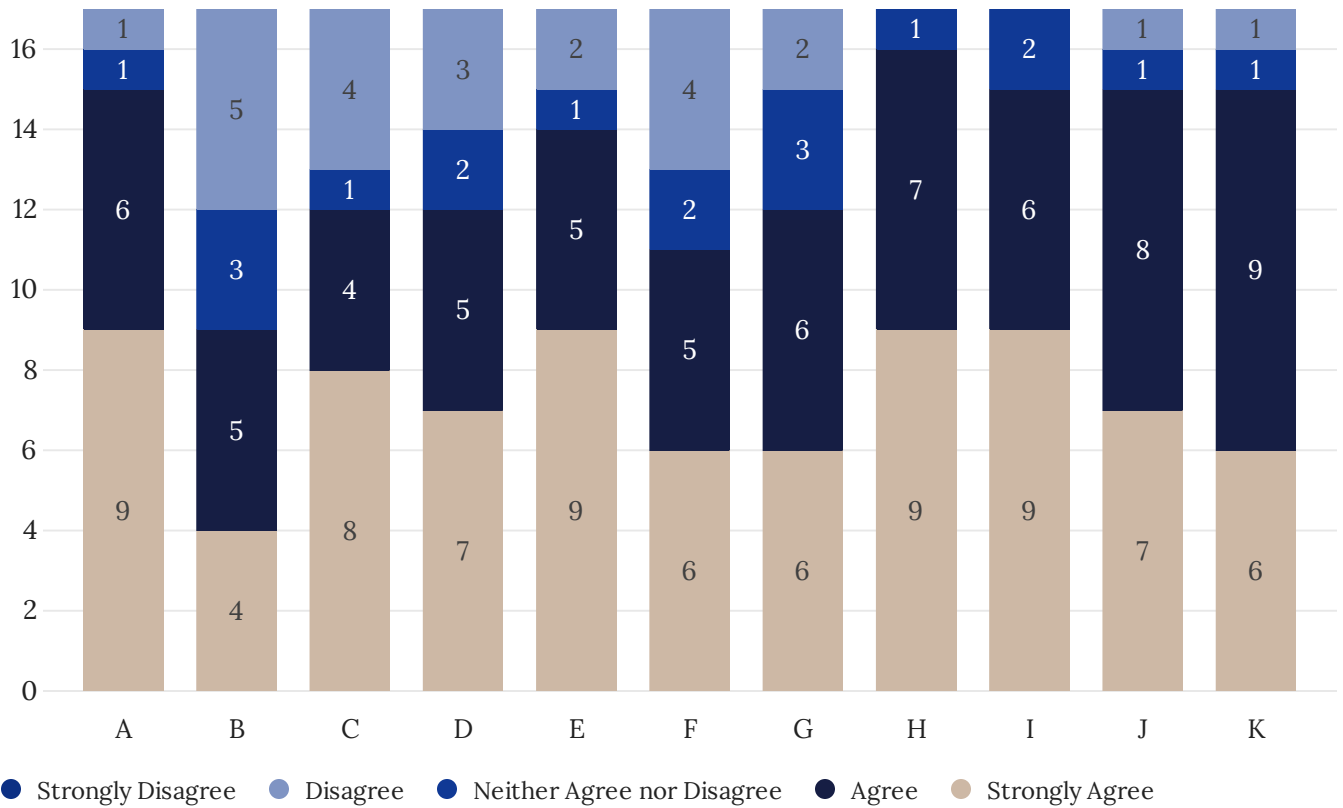
Preparation for the Work Force

The course work provided (including APE, Thesis, Capstone) during Rollins prepared me to work in my current field?



Field	Choice Count
Strongly Agree	53% 9
Agree	29% 5
Neither Agree nor Disagree	18% 3
Disagree	0% 0
Strongly Disagree	0% 0
Total	17

Competencies Applied Post-Graduation



Field	Strongly Agree	Agree	Neither Agree nor Disagree	Disagree	Strongly Disagree
A. Use analytic reasoning & quantitative methods to address questions in public health and population-based research.	11% 9	9% 6	6% 1	4% 1	0% 0
B. Describe environmental conditions, including biological, physical and chemical factors that affect the health of individuals, communities and populations.	5% 4	8% 5	17% 3	22% 5	0% 0
C. Describe the use of epidemiology methods to study the etiology and control of disease and injury in populations	10% 8	6% 4	6% 1	17% 4	0% 0

D. Discuss how health policy and finance affect the delivery, quality, access and costs of health care for individuals, communities and populations

9% 7 8% 5 11% 2 13% 3 0% 0

E. Describe behavioral, social and cultural factors that contribute to the health and well-being of individuals, communities and populations

11% 9 8% 5 6% 1 9% 2 0% 0

F. Assess the global forces that influence the health of culturally diverse populations around the world

8% 6 8% 5 11% 2 17% 4 0% 0

G. Apply skills and knowledge in public health setting(s) through planned and supervised experience(s) related to professional career objectives

8% 6 9% 6 17% 3 9% 2 0% 0

H. Integrate the broad base of public health knowledge and skills acquired from coursework, practicum and other learning activities into a culminating experience (thesis, special studies project, capstone)

11% 9 11% 7 6% 1 0% 0 0% 0

I. Develop the capacity for lifelong learning in public health

11% 9 9% 6 11% 2 0% 0 0% 0

J. Apply principles of ethical conduct to public health practice

9% 7 12% 8 6% 1 4% 1 0% 0

K. Diversity, equity and inclusion practices

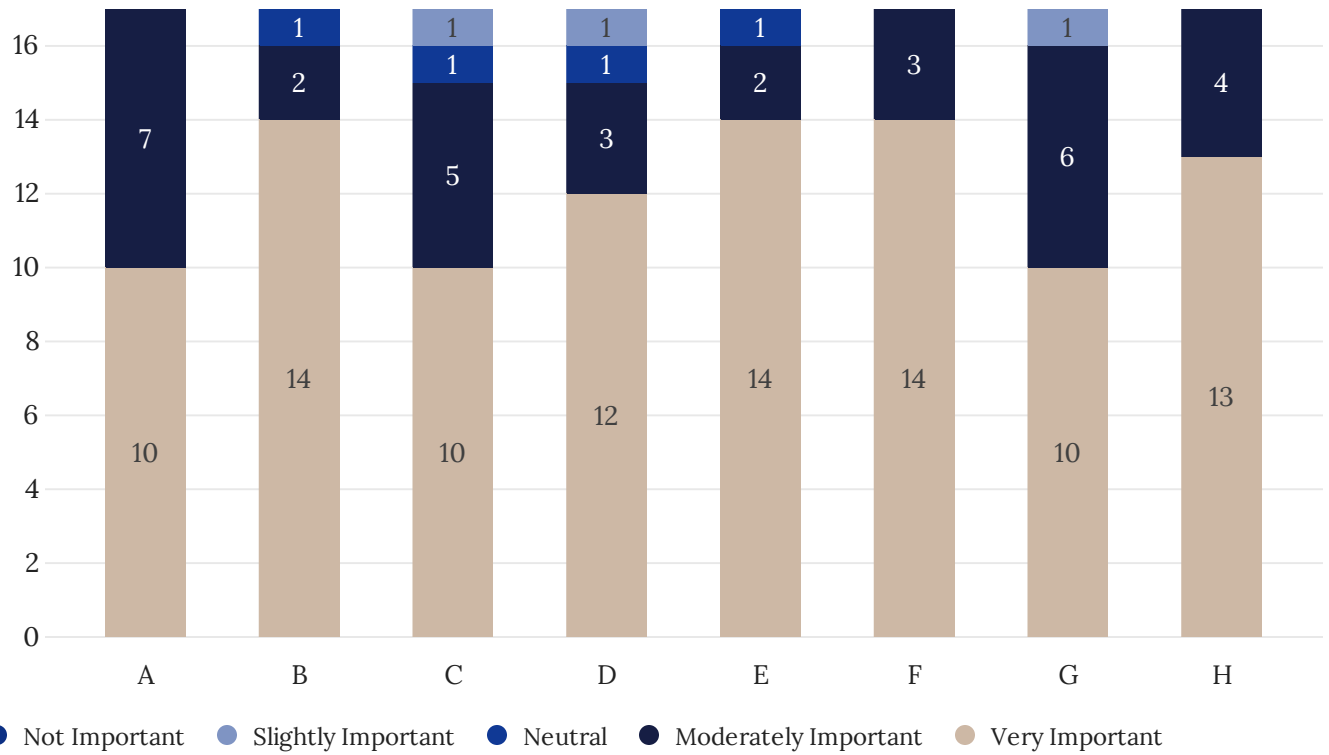
8% 6 14% 9 6% 1 4% 1 0% 0

Total

80 66 18 23 0

Job Readiness Skills

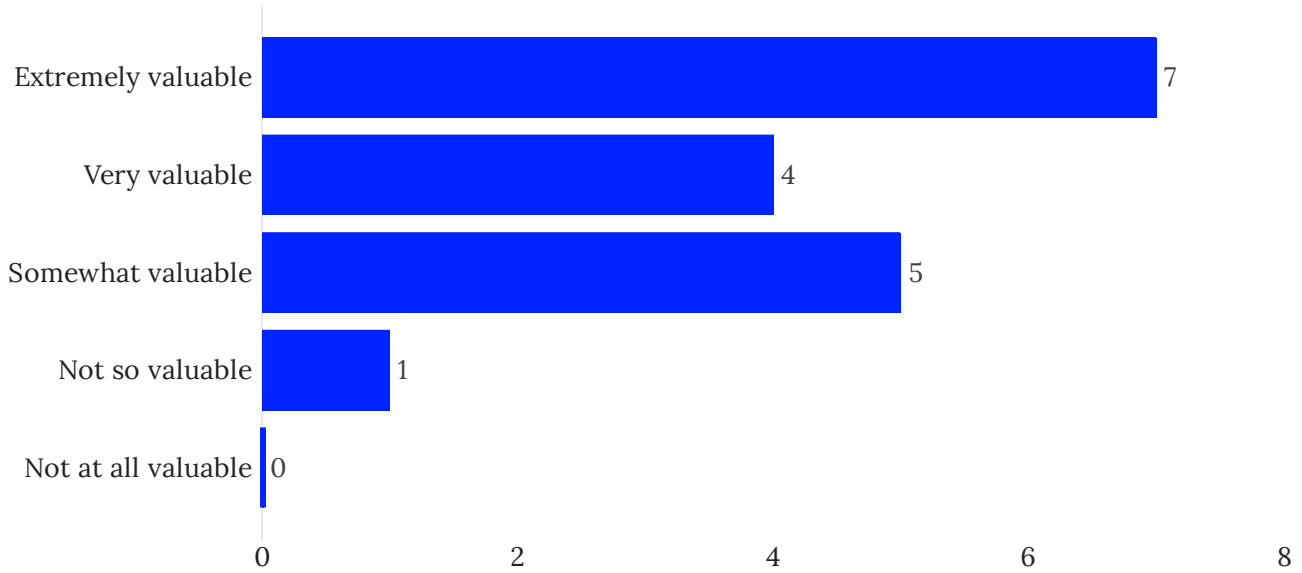
How important are each of the following skills for job readiness as a public health professional?



Field	Very Important	Moderately Important	Neutral	Slightly Important	Not Important
A. Evidence-based approaches	10% 10	22% 7	0% 0	0% 0	0% 0
B. Public health & health care systems	14% 14	6% 2	25% 1	0% 0	0% 0
C. Planning & management to promote health	10% 10	16% 5	25% 1	33% 1	0% 0
D. Policy in public health	12% 12	9% 3	25% 1	33% 1	0% 0
E. Leadership	14% 14	6% 2	25% 1	0% 0	0% 0
F. Communication	14% 14	9% 3	0% 0	0% 0	0% 0
G. Interprofessional practices	10% 10	19% 6	0% 0	33% 1	0% 0

H. Systems thinking	13%	13	13%	4	0%	0	0%	0	0%	0
Total		97		32		4		3		0

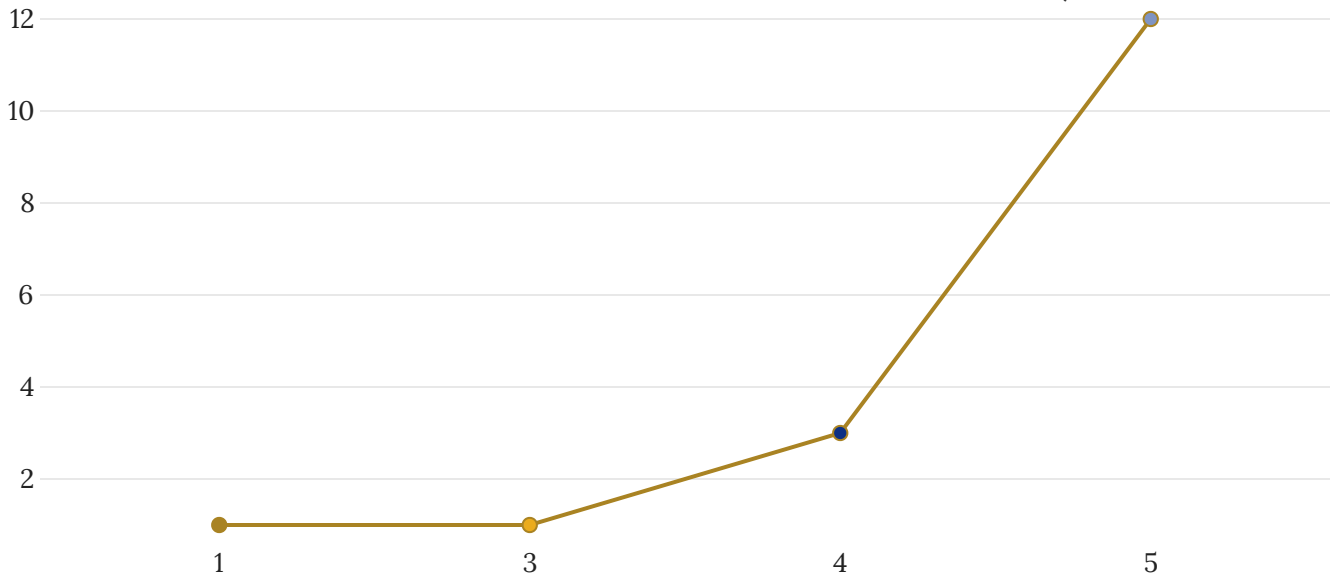
Value of RSPH MPH/MSPH Degree in the Job Market



Field	Choice Count
Extremely valuable	41% 7
Very valuable	24% 4
Somewhat valuable	29% 5
Not so valuable	6% 1
Not at all valuable	0% 0
Total	17

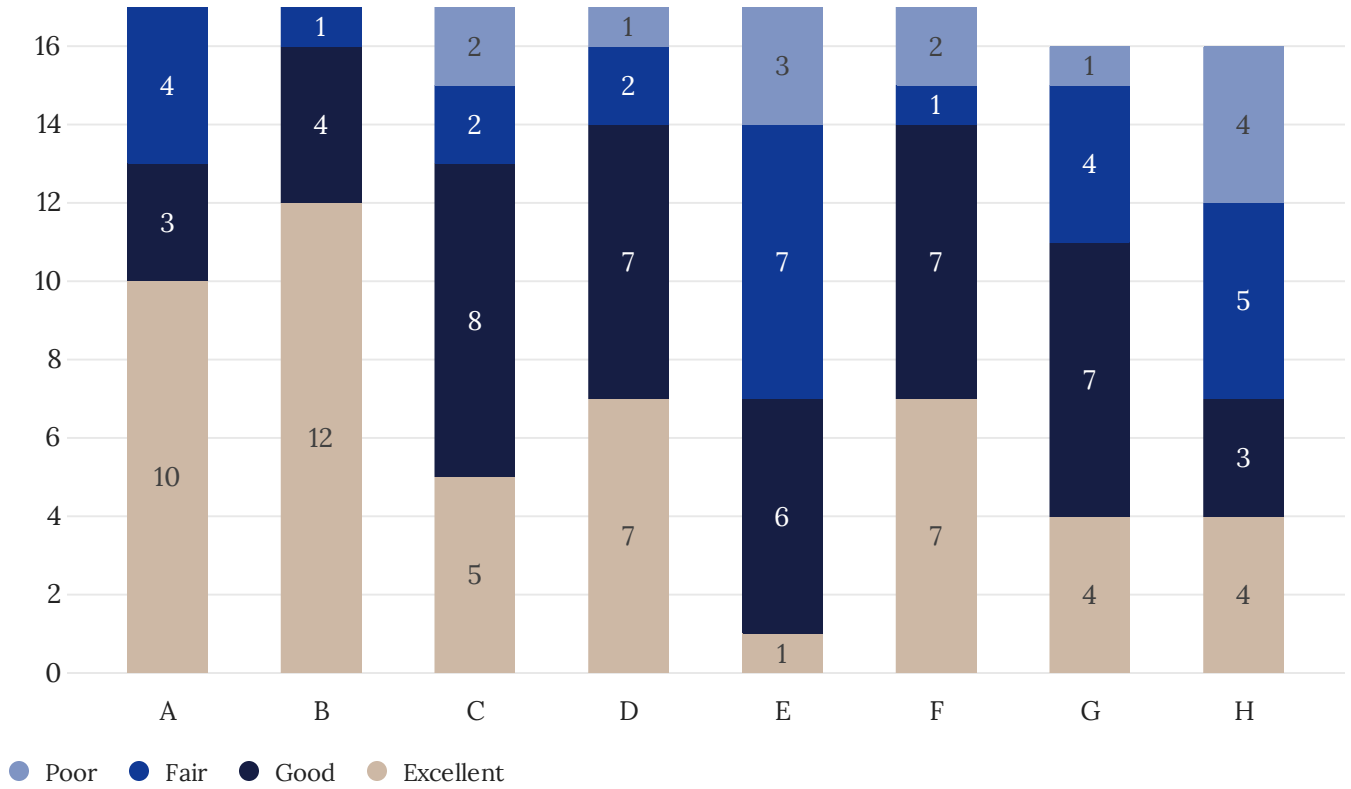
Decision to Attend RSPH

Alumni rated their decision to attend the RSPH for their MPH/MSPH



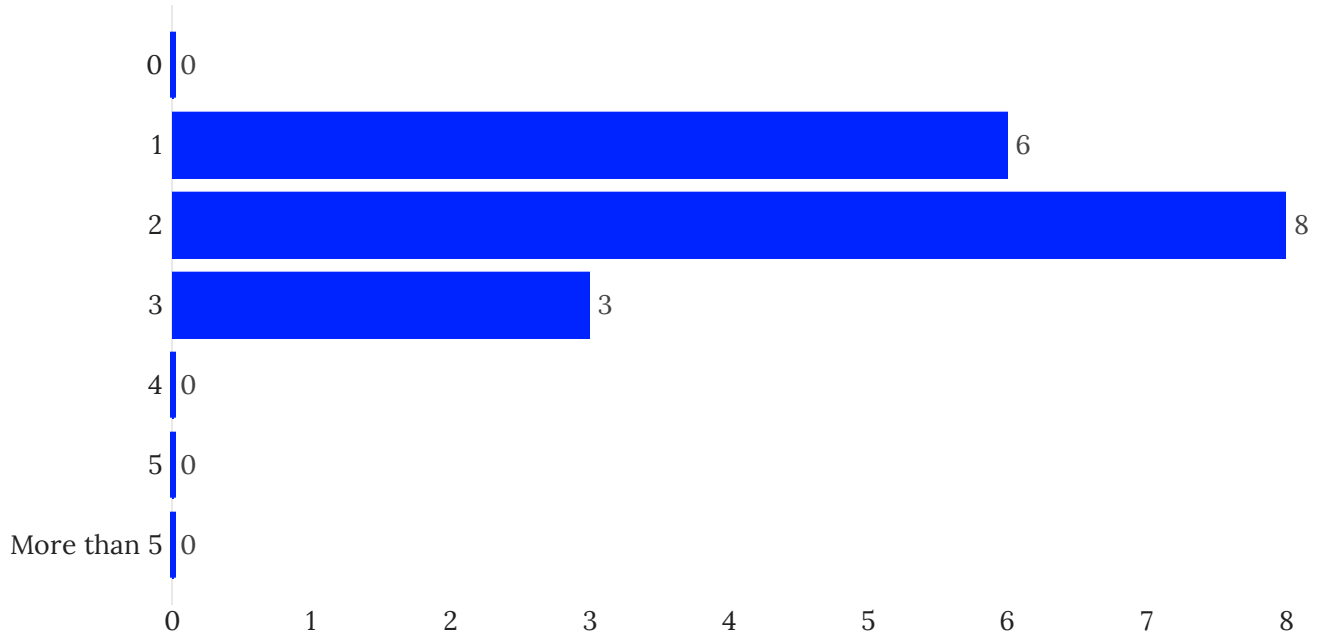
Field	Choice Count
1	6% 1
3	6% 1
4	18% 3
5	71% 12
Total	17

Importance on RSPH Student Experience



Field	Excellent	Good	Fair	Poor
A. Bond with other students	20% 10	7% 3	15% 4	0% 0
B. Quality academics/classes	24% 12	9% 4	4% 1	0% 0
C. Personal relationship with faculty	10% 5	18% 8	8% 2	15% 2
D. Relationship with administration and staff	14% 7	16% 7	8% 2	8% 1
E. Student leadership opportunities	2% 1	13% 6	27% 7	23% 3
F. Skills/training for career	14% 7	16% 7	4% 1	15% 2
G. Opportunity to interact with alumni	8% 4	16% 7	15% 4	8% 1
H. Opportunity to engage with the larger Atlanta community	8% 4	7% 3	19% 5	31% 4
Total	50	45	26	13

Number of Full Time Positions Since Graduation



Field	Choice Count
0	0% 0
1	35% 6
2	47% 8
3	18% 3
4	0% 0
5	0% 0
More than 5	0% 0
Total	17