



# Office of Career Development

---

EPIDEMIOLOGY (EPI)

2020 RSPH Alumni Survey Report

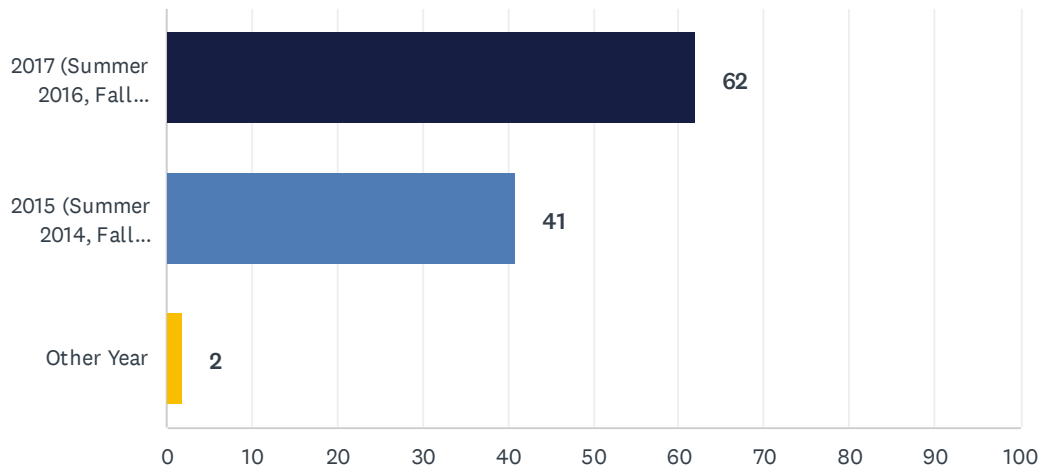


EMORY

ROLLINS  
SCHOOL OF  
PUBLIC  
HEALTH

## Q1 What year did you graduate from the RSPH?

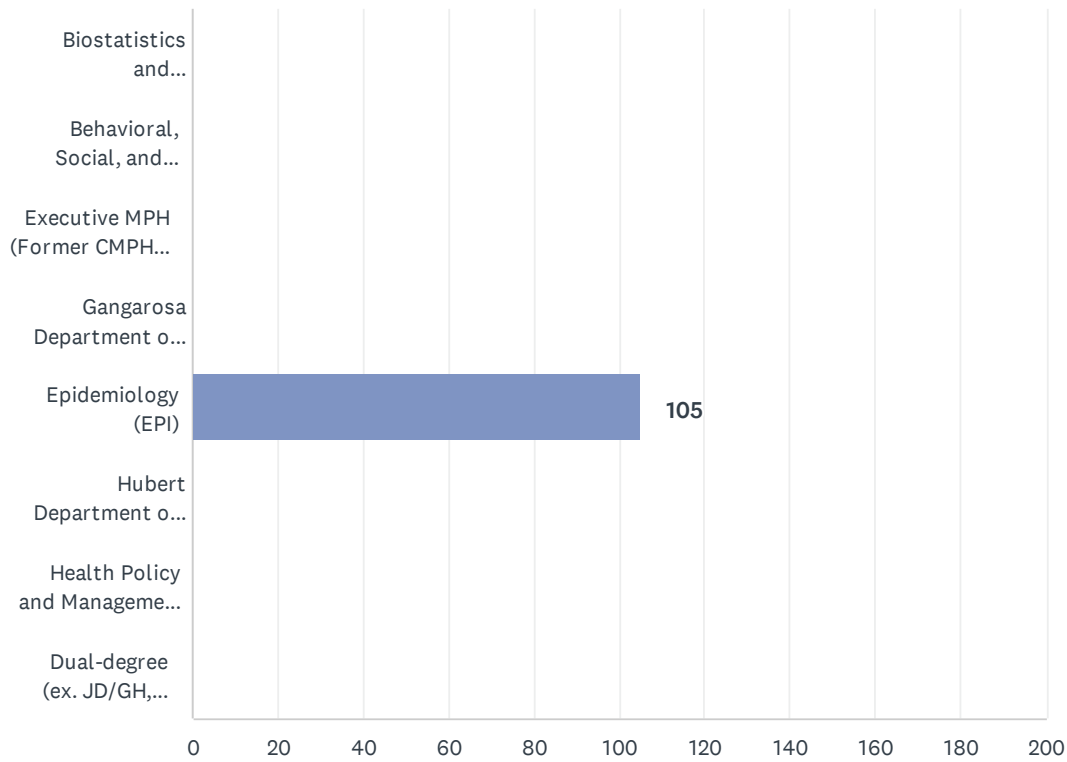
Answered: 105 Skipped: 0



ANSWER CHOICES	RESPONSES	
2017 (Summer 2016, Fall 2016, & Spring 2017)	59.05%	62
2015 (Summer 2014, Fall 2014, & Spring 2015)	39.05%	41
Other Year	1.90%	2
<b>TOTAL</b>		<b>105</b>

## Q2 RSPH Department:

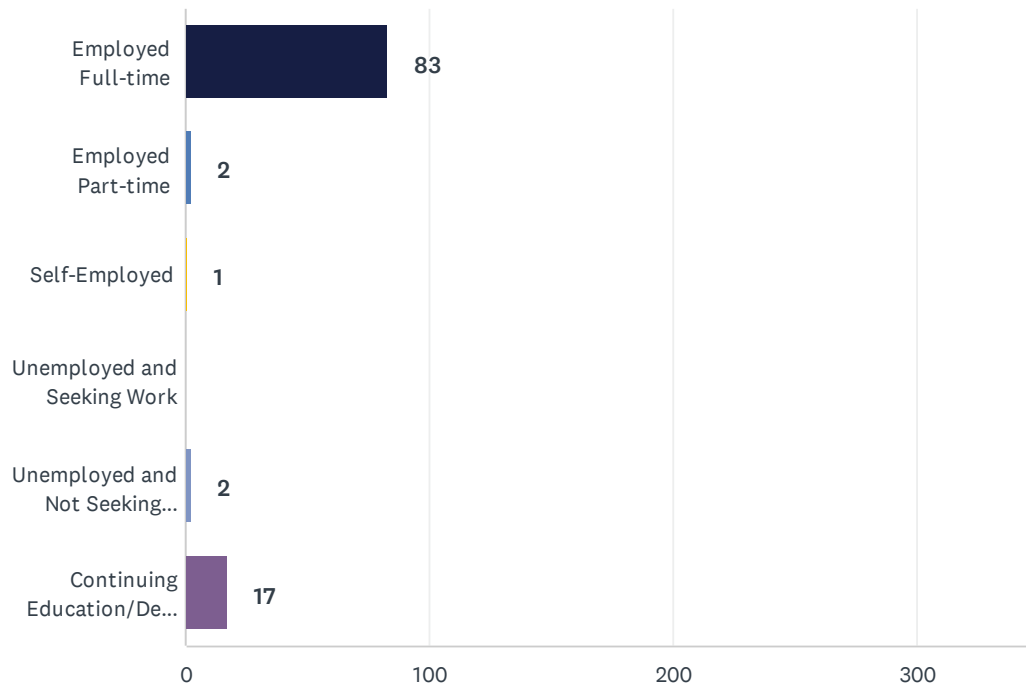
Answered: 105 Skipped: 0



ANSWER CHOICES	RESPONSES
Biostatistics and Bioinformatics (BIOS)	0.00% 0
Behavioral, Social, and Health Education Sciences (BSHES) [Former Behavioral Sciences and Health Education (BSHE)]	0.00% 0
Executive MPH (Former CMPH Program)	0.00% 0
Gangarosa Department of Environmental Health (EH)	0.00% 0
Epidemiology (EPI)	100.00% 105
Hubert Department of Global Health (GH)	0.00% 0
Health Policy and Management (HPM)	0.00% 0
Dual-degree (ex. JD/GH, MD/BSHE, etc.)	0.00% 0
<b>TOTAL</b>	<b>105</b>

## Q4 What is your current employment status?

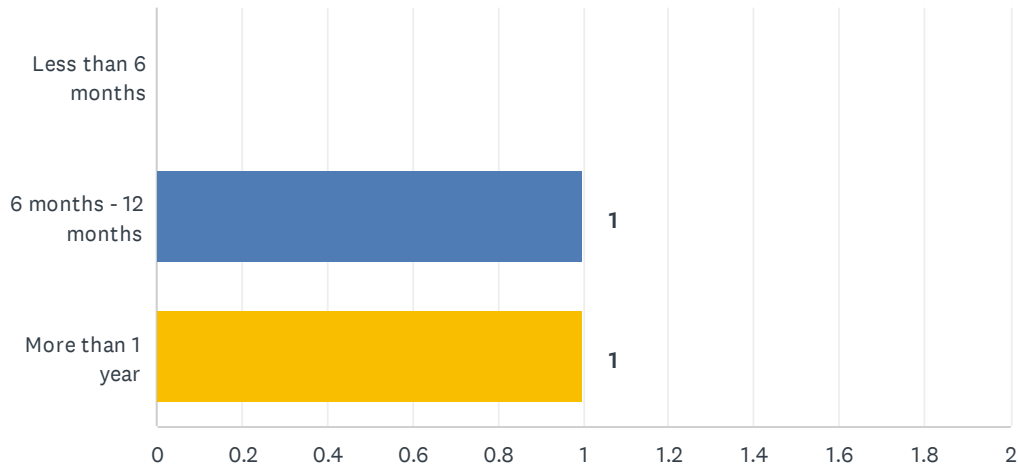
Answered: 105 Skipped: 0



ANSWER CHOICES	RESPONSES	
Employed Full-time	79.05%	83
Employed Part-time	1.90%	2
Self-Employed	0.95%	1
Unemployed and Seeking Work	0.00%	0
Unemployed and Not Seeking Work	1.90%	2
Continuing Education/Degree Seeking	16.19%	17
<b>TOTAL</b>		<b>105</b>

Q5 How long have you been unemployed? (Reminder: All RSPH alumni have a lifetime membership with the Office of Career Development. To schedule a one-on-one appointment, please email [rsphcareerdev@emory.edu](mailto:rsphcareerdev@emory.edu))

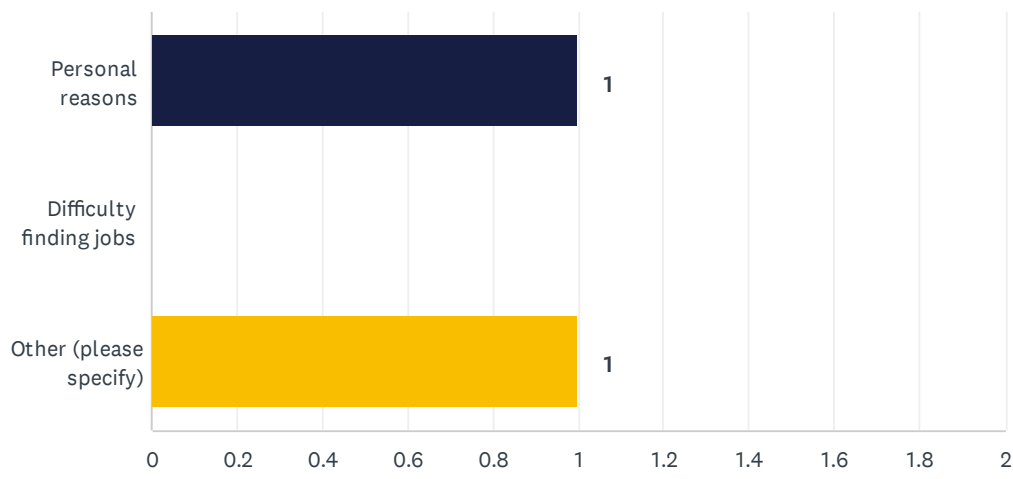
Answered: 2 Skipped: 103



ANSWER CHOICES	RESPONSES	
Less than 6 months	0.00%	0
6 months - 12 months	50.00%	1
More than 1 year	50.00%	1
<b>TOTAL</b>		<b>2</b>

## Q6 What is the primary reason for your unemployment?

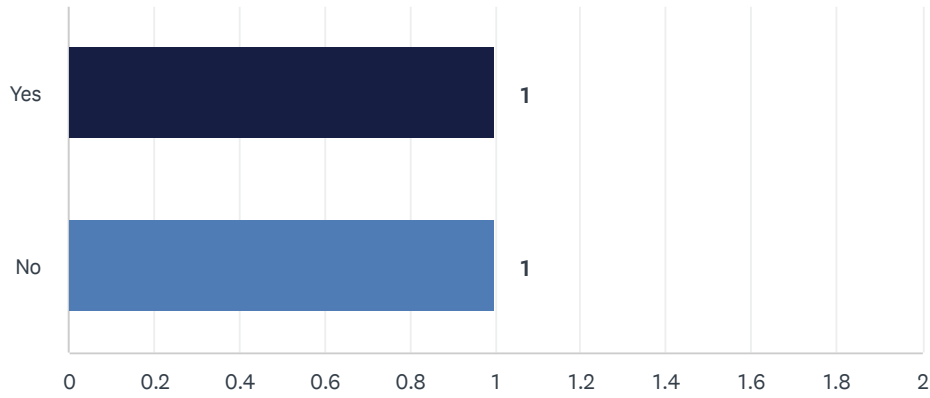
Answered: 2 Skipped: 103



ANSWER CHOICES	RESPONSES
Personal reasons	50.00% 1
Difficulty finding jobs	0.00% 0
Other (please specify)	50.00% 1
<b>TOTAL</b>	<b>2</b>

## Q7 Are there any additional details regarding your employment status that you would like to share?

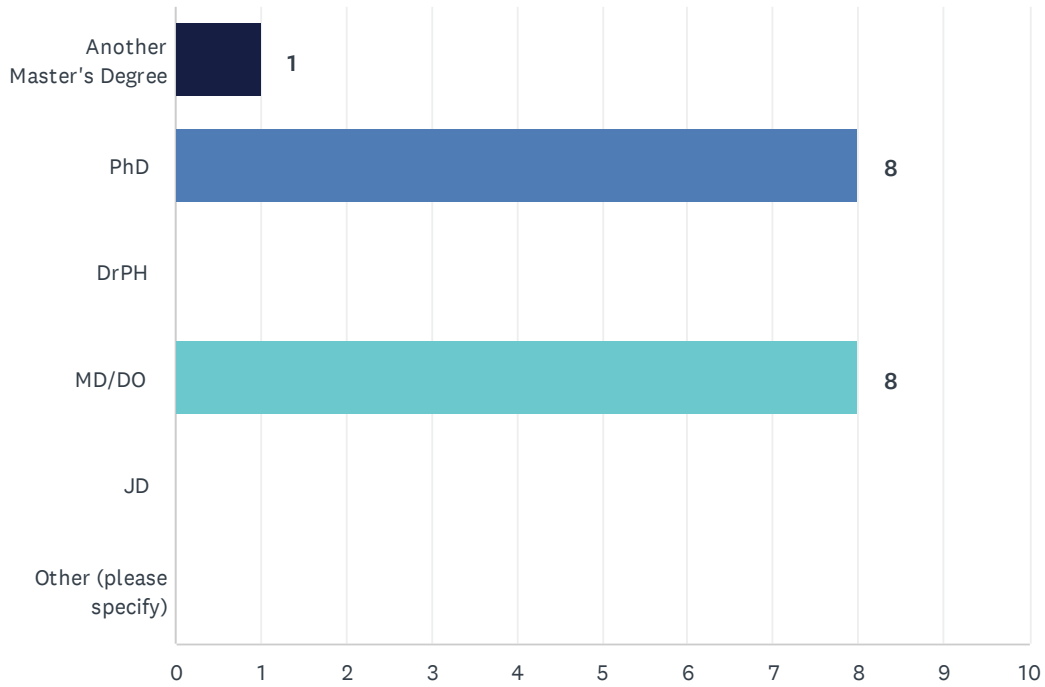
Answered: 2 Skipped: 103



ANSWER CHOICES	RESPONSES	
Yes	50.00%	1
No	50.00%	1
<b>TOTAL</b>		<b>2</b>

## Q9 What degree are you seeking?

Answered: 17 Skipped: 88

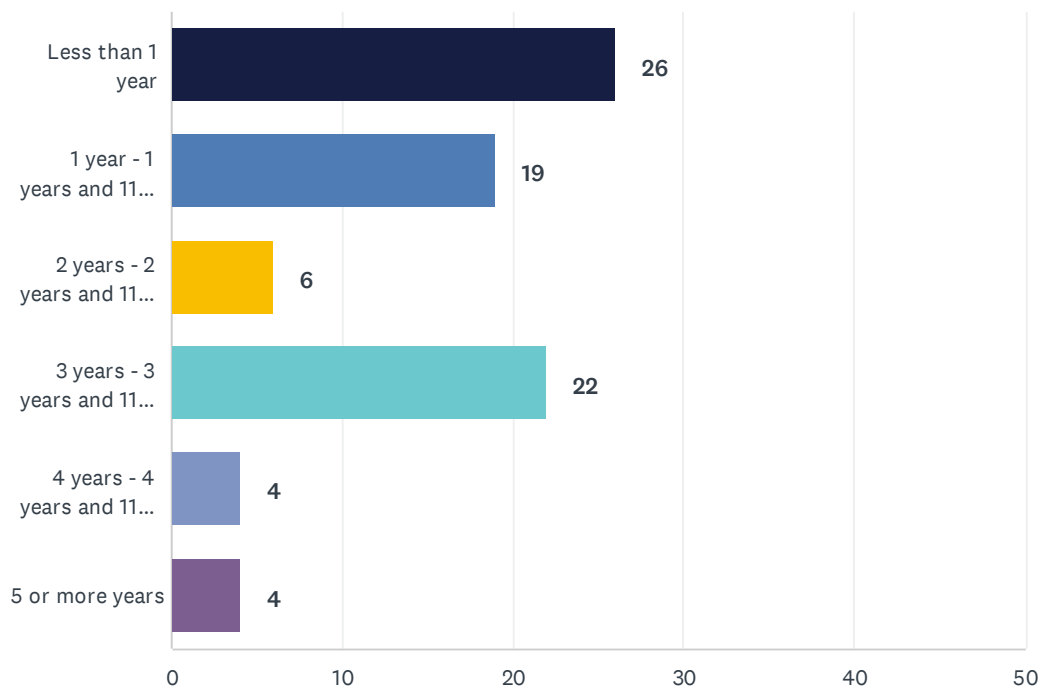


ANSWER CHOICES	RESPONSES	
Another Master's Degree	5.88%	1
PhD	47.06%	8
DrPH	0.00%	0
MD/DO	47.06%	8
JD	0.00%	0
Other (please specify)	0.00%	0
<b>TOTAL</b>		<b>17</b>



## Q12 How long have you been employed at your current job?

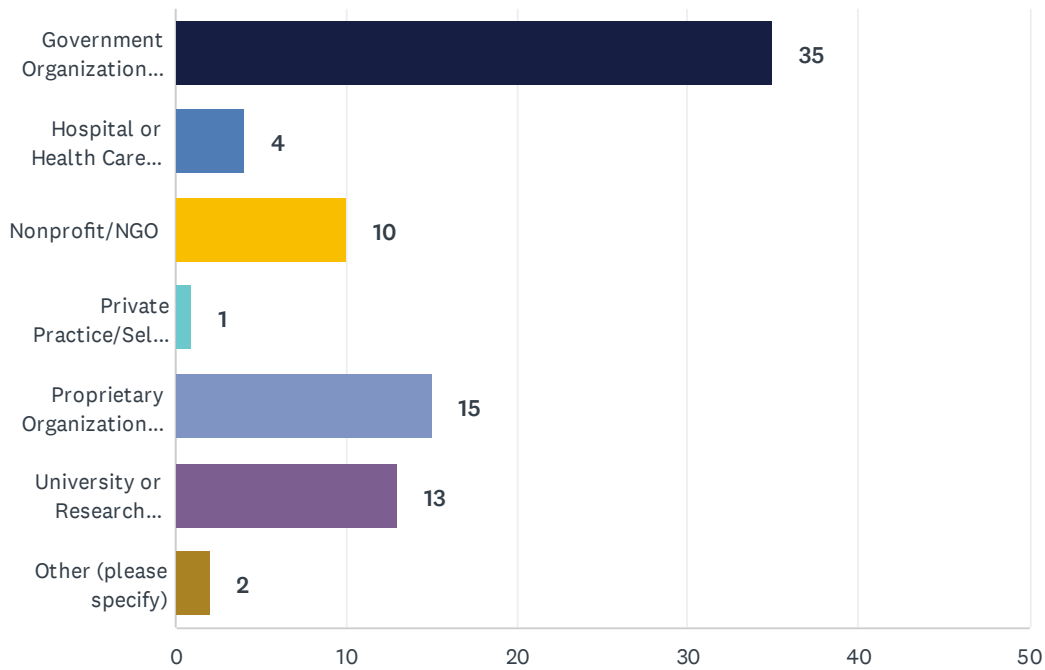
Answered: 80 Skipped: 25



ANSWER CHOICES	RESPONSES	
Less than 1 year	32.50%	26
1 year - 1 years and 11 months	23.75%	19
2 years - 2 years and 11 months	7.50%	6
3 years - 3 years and 11 months	27.50%	22
4 years - 4 years and 11 months	5.00%	4
5 or more years	5.00%	4
Total Respondents: 80		

### Q13 Which one of the following best describes your employment sector?

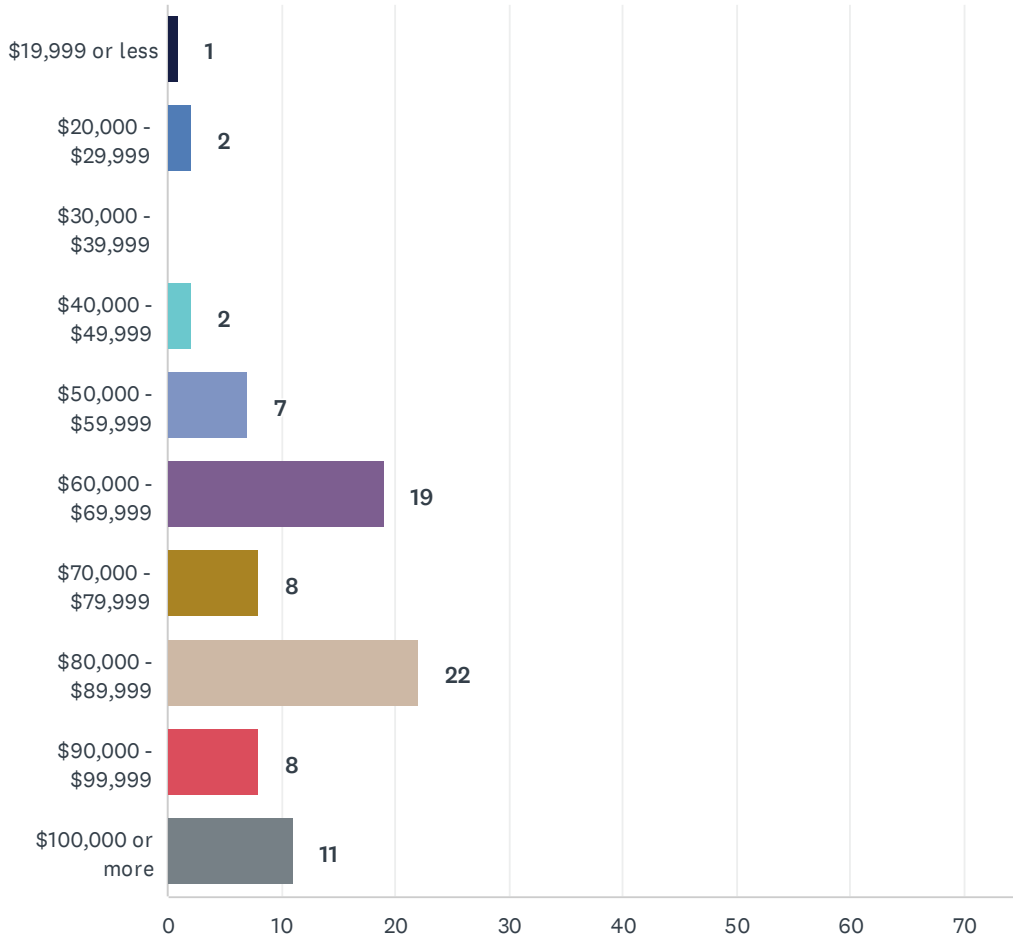
Answered: 80 Skipped: 25



ANSWER CHOICES	RESPONSES	
Government Organization (Federal, State, Local)	43.75%	35
Hospital or Health Care Facility	5.00%	4
Nonprofit/NGO	12.50%	10
Private Practice/Self-Employed	1.25%	1
Proprietary Organizations (Industry, Pharmaceutical company, Consulting, Other For-Profit Org)	18.75%	15
University or Research Institution (e.g. Emory University)	16.25%	13
Other (please specify)	2.50%	2
<b>TOTAL</b>		<b>80</b>

## Q14 Annual Salary Range:

Answered: 80 Skipped: 25

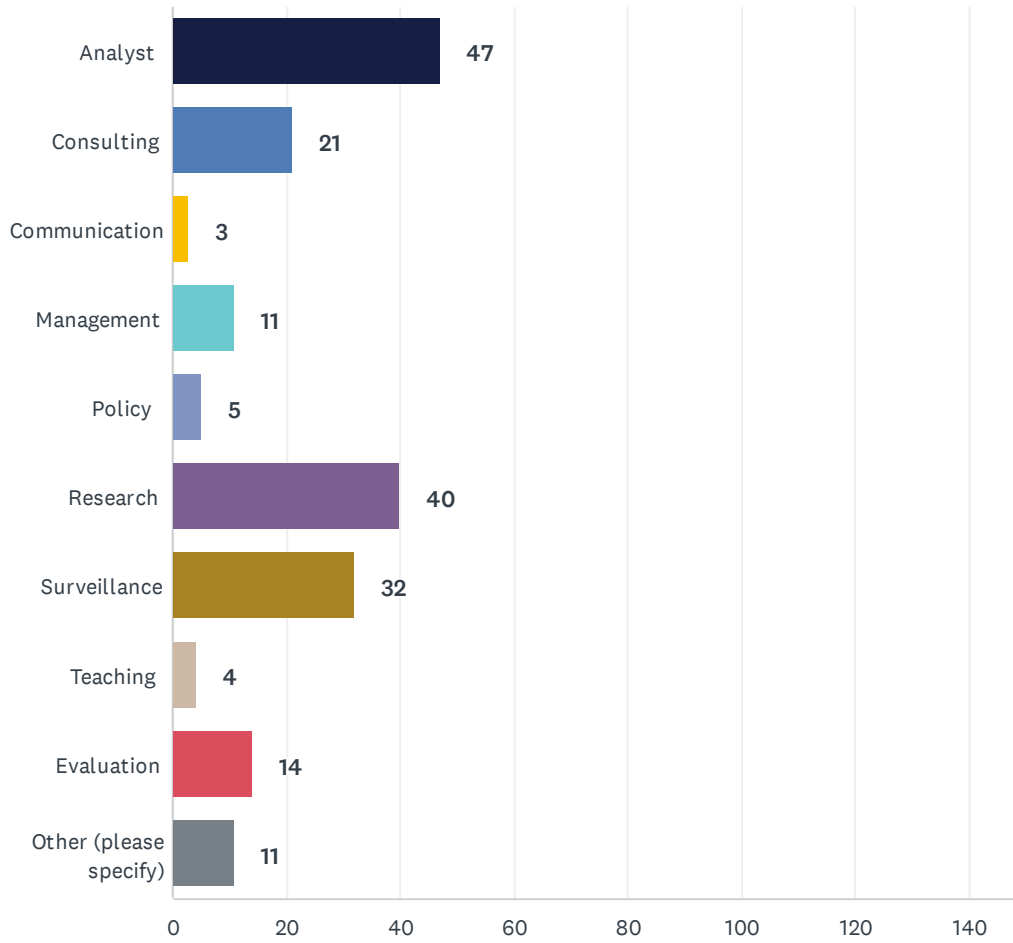


## RSPH 3 & 5 Year Post-Grad Alumni Survey (2020)

ANSWER CHOICES	RESPONSES	
\$19,999 or less	1.25%	1
\$20,000 - \$29,999	2.50%	2
\$30,000 - \$39,999	0.00%	0
\$40,000 - \$49,999	2.50%	2
\$50,000 - \$59,999	8.75%	7
\$60,000 - \$69,999	23.75%	19
\$70,000 - \$79,999	10.00%	8
\$80,000 - \$89,999	27.50%	22
\$90,000 - \$99,999	10.00%	8
\$100,000 or more	13.75%	11
<b>TOTAL</b>		<b>80</b>

### Q15 Which category best describes your job duties? (Check all that apply)

Answered: 80 Skipped: 25

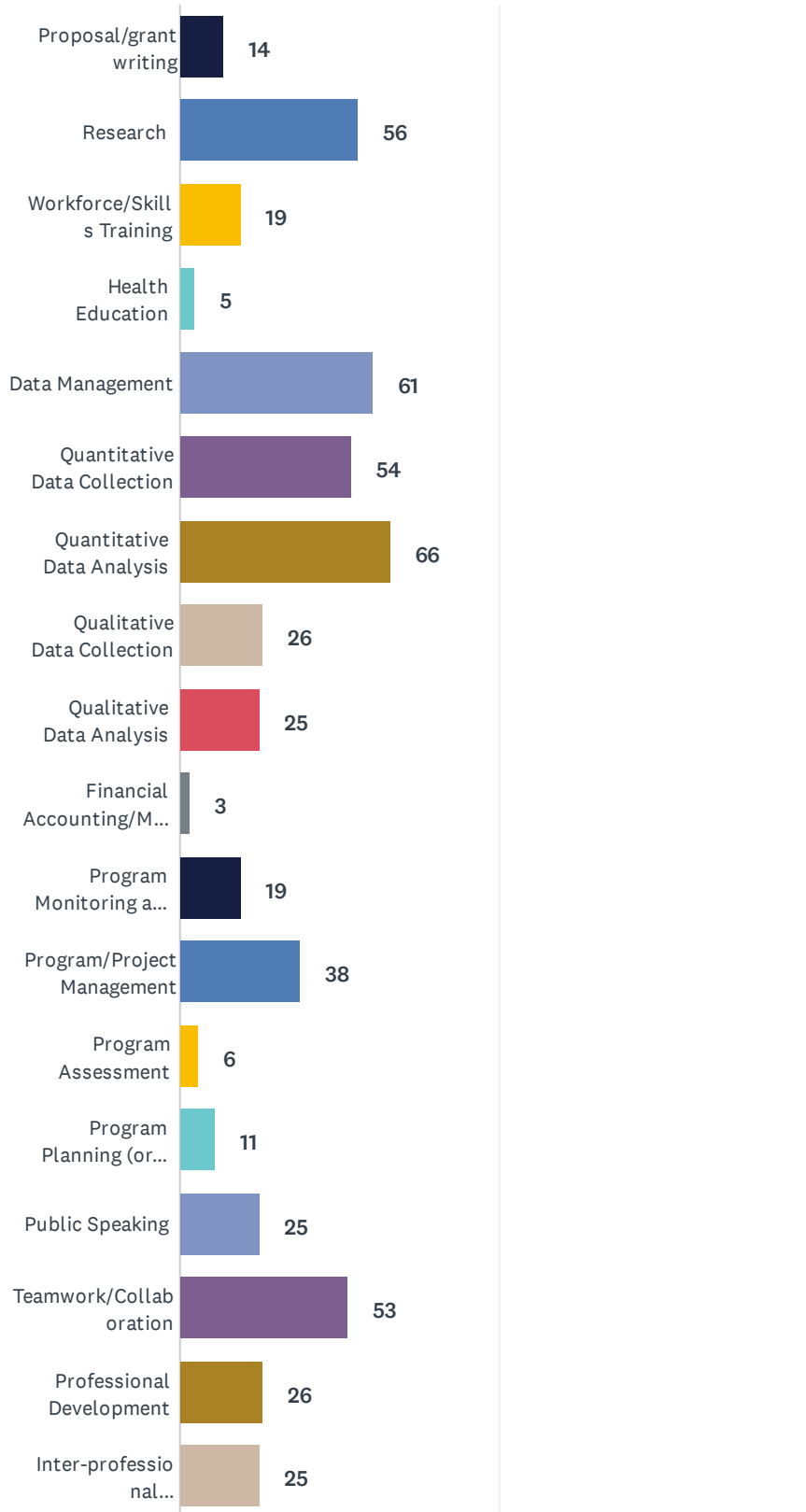


## RSPH 3 & 5 Year Post-Grad Alumni Survey (2020)

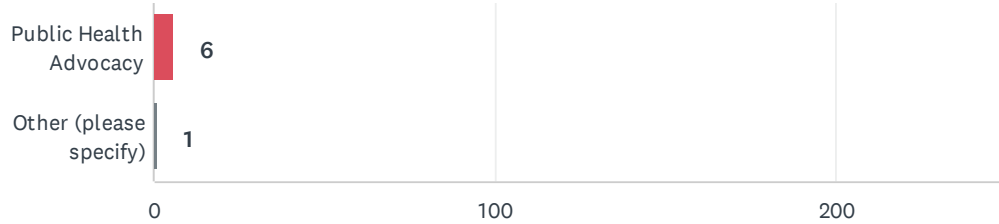
ANSWER CHOICES	RESPONSES	
Analyst	58.75%	47
Consulting	26.25%	21
Communication	3.75%	3
Management	13.75%	11
Policy	6.25%	5
Research	50.00%	40
Surveillance	40.00%	32
Teaching	5.00%	4
Evaluation	17.50%	14
Other (please specify)	13.75%	11
Total Respondents: 80		

# Q16 What skills prepared you for the job you currently have? (Check all that apply)

Answered: 79 Skipped: 26



## RSPH 3 & 5 Year Post-Grad Alumni Survey (2020)

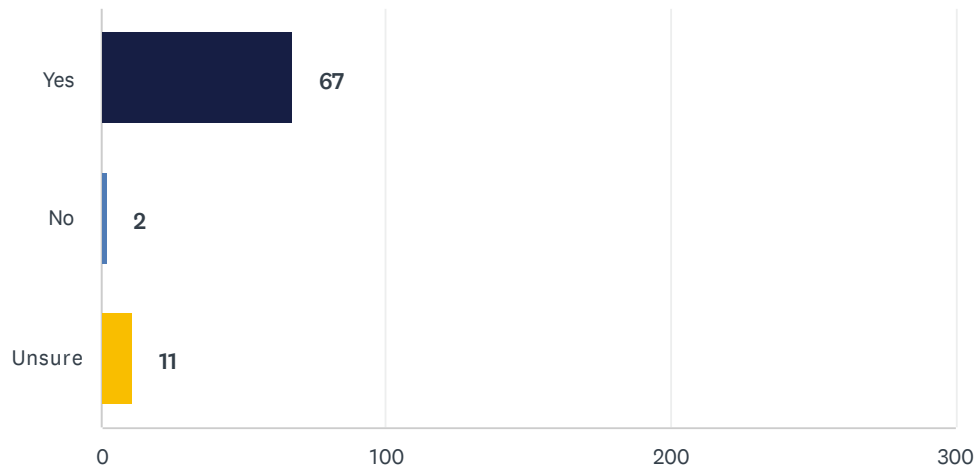


ANSWER CHOICES	RESPONSES	
Proposal/grant writing	17.72%	14
Research	70.89%	56
Workforce/Skills Training	24.05%	19
Health Education	6.33%	5
Data Management	77.22%	61
Quantitative Data Collection	68.35%	54
Quantitative Data Analysis	83.54%	66
Qualitative Data Collection	32.91%	26
Qualitative Data Analysis	31.65%	25
Financial Accounting/Management/Budgeting	3.80%	3
Program Monitoring and Evaluation	24.05%	19
Program/Project Management	48.10%	38
Program Assessment	7.59%	6
Program Planning (or Development)	13.92%	11
Public Speaking	31.65%	25
Teamwork/Collaboration	67.09%	53
Professional Development	32.91%	26
Inter-professional Collaboration	31.65%	25
Public Health Advocacy	7.59%	6
Other (please specify)	1.27%	1
Total Respondents: 79		



## Q17 Does your current employer hire doctoral trained employees?

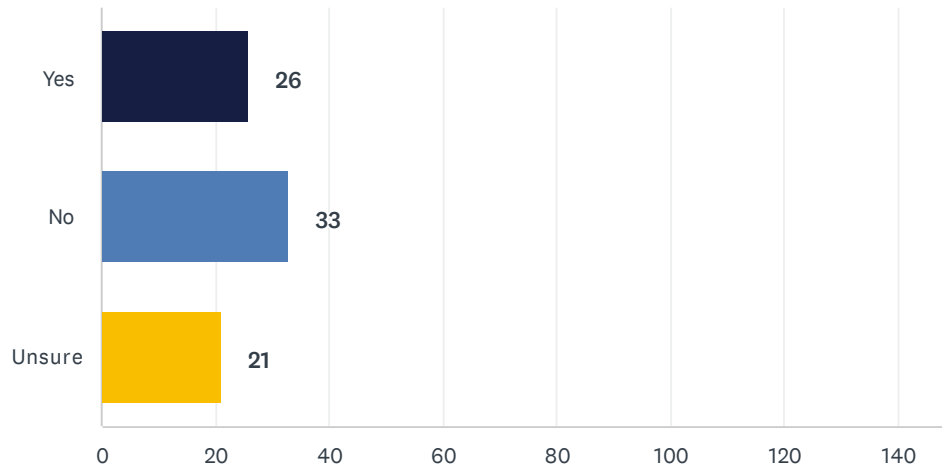
Answered: 80 Skipped: 25



ANSWER CHOICES	RESPONSES	
Yes	83.75%	67
No	2.50%	2
Unsure	13.75%	11
<b>TOTAL</b>		<b>80</b>

### Q18 Does your current employer hire Rollins students (i.e. part-time, REAL, internships, applied practice experience [previously called practicum] positions)?

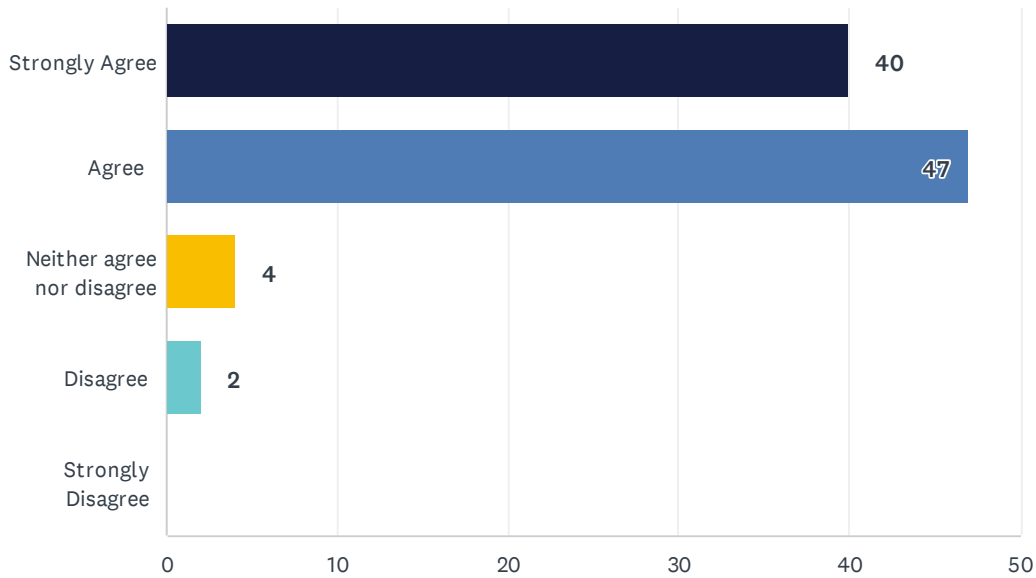
Answered: 80 Skipped: 25



ANSWER CHOICES	RESPONSES	
Yes	32.50%	26
No	41.25%	33
Unsure	26.25%	21
<b>TOTAL</b>		<b>80</b>

**Q19 The course work (including applied practice experience/practicum, thesis and/or capstone) at RSPH provided me with the basic competencies and skills required for working in public health/current field.**

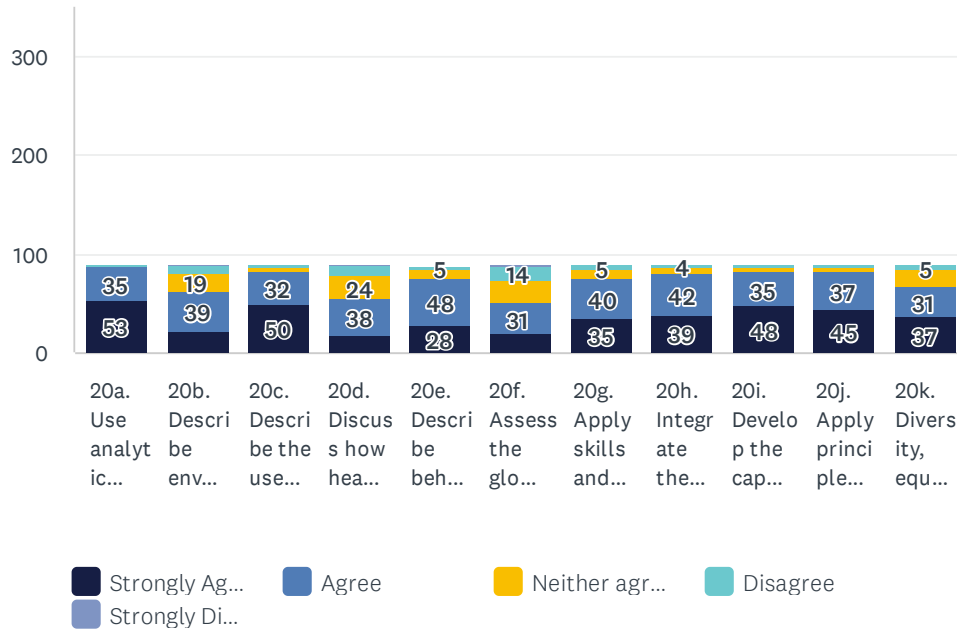
Answered: 93 Skipped: 12



ANSWER CHOICES	RESPONSES	
Strongly Agree	43.01%	40
Agree	50.54%	47
Neither agree nor disagree	4.30%	4
Disagree	2.15%	2
Strongly Disagree	0.00%	0
<b>TOTAL</b>		<b>93</b>

## Q20 I have attained and had the ability to apply the following 11 competencies post-graduation in a past/current job:

Answered: 91 Skipped: 14

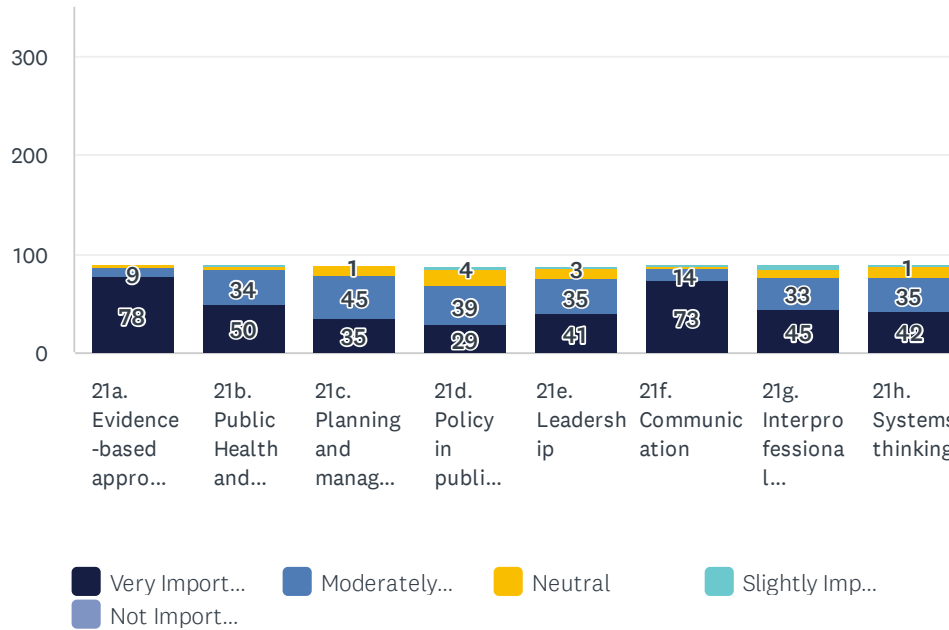


RSPH 3 & 5 Year Post-Grad Alumni Survey (2020)

	STRONGLY AGREE	AGREE	NEITHER AGREE NOR DISAGREE	DISAGREE	STRONGLY DISAGREE	TOTAL	WEIGHTED AVERAGE
20a. Use analytic reasoning and quantitative methods to address questions in public health and population-based research	58.24% 53	38.46% 35	1.10% 1	2.20% 2	0.00% 0	91	4.53
20b. Describe environmental conditions, including biological, physical and chemical factors that affect the health of individuals, communities and populations	25.27% 23	42.86% 39	20.88% 19	7.69% 7	3.30% 3	91	3.79
20c. Describe the use of epidemiology methods to study the etiology and control of disease and injury in populations	54.95% 50	35.16% 32	4.40% 4	4.40% 4	1.10% 1	91	4.38
20d. Discuss how health policy and finance affect the delivery, quality, access and costs of health care for individuals, communities and populations	20.00% 18	42.22% 38	26.67% 24	10.00% 9	1.11% 1	90	3.70
20e. Describe behavioral, social and cultural factors that contribute to the health and well-being of individuals, communities and populations	31.46% 28	53.93% 48	8.99% 8	5.62% 5	0.00% 0	89	4.11
20f. Assess the global forces that influence the health of culturally diverse populations around the world	22.22% 20	34.44% 31	25.56% 23	15.56% 14	2.22% 2	90	3.59
20g. Apply skills and knowledge in public health setting(s) through planned and supervised experience(s) related to professional career objectives	38.89% 35	44.44% 40	11.11% 10	5.56% 5	0.00% 0	90	4.17
20h. Integrate the broad base of public health knowledge and skills acquired from coursework, practicum and other learning activities into a culminating experience (thesis, special studies project, capstone)	43.33% 39	46.67% 42	5.56% 5	4.44% 4	0.00% 0	90	4.29
20i. Develop the capacity for lifelong learning in public health	53.33% 48	38.89% 35	4.44% 4	3.33% 3	0.00% 0	90	4.42
20j. Apply principles of ethical conduct to public health practice	50.00% 45	41.11% 37	5.56% 5	3.33% 3	0.00% 0	90	4.38
20k. Diversity, equity and inclusion practices	41.11% 37	34.44% 31	18.89% 17	5.56% 5	0.00% 0	90	4.11

## Q21 Reflecting on your experience, how important are each of the following skills for job readiness as a public health professional?

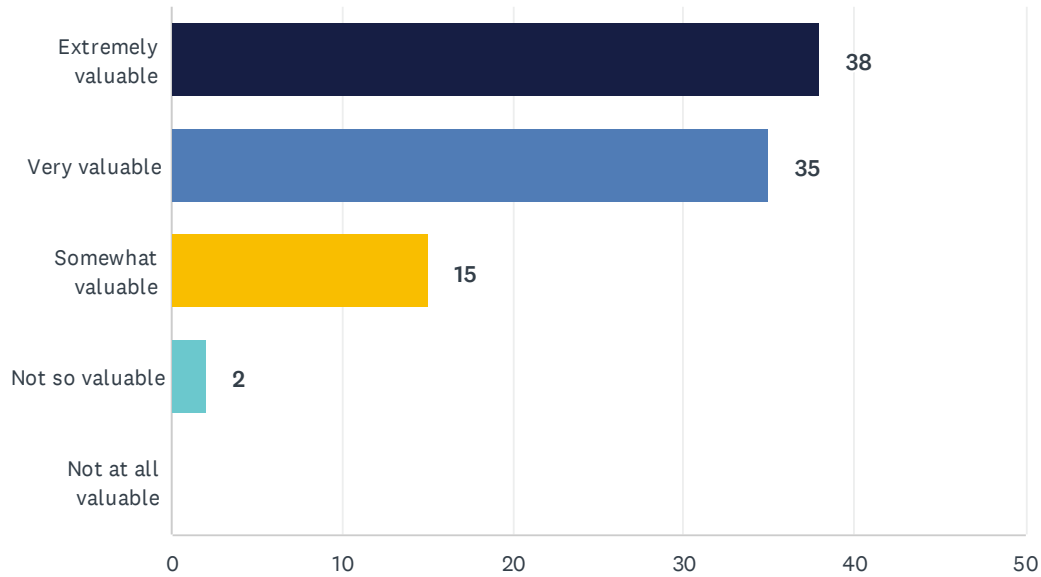
Answered: 90 Skipped: 15



	VERY IMPORTANT	MODERATELY IMPORTANT	NEUTRAL	SLIGHTLY IMPORTANT	NOT IMPORTANT	TOTAL	WEIGHTED AVERAGE
21a. Evidence-based approaches to public health	86.67% 78	10.00% 9	3.33% 3	0.00% 0	0.00% 0	90	4.83
21b. Public Health and health care systems	55.56% 50	37.78% 34	4.44% 4	2.22% 2	0.00% 0	90	4.47
21c. Planning and management to promote health	39.33% 35	50.56% 45	8.99% 8	1.12% 1	0.00% 0	89	4.28
21d. Policy in public health	32.58% 29	43.82% 39	19.10% 17	4.49% 4	0.00% 0	89	4.04
21e. Leadership	46.07% 41	39.33% 35	11.24% 10	3.37% 3	0.00% 0	89	4.28
21f. Communication	81.11% 73	15.56% 14	2.22% 2	1.11% 1	0.00% 0	90	4.77
21g. Interprofessional practice	50.00% 45	36.67% 33	6.67% 6	6.67% 6	0.00% 0	90	4.30
21h. Systems thinking	46.67% 42	38.89% 35	13.33% 12	1.11% 1	0.00% 0	90	4.31

## Q23 Based on your career interests and goals, how valuable is/was your RSPH MPH or MSPH degree in the job market?

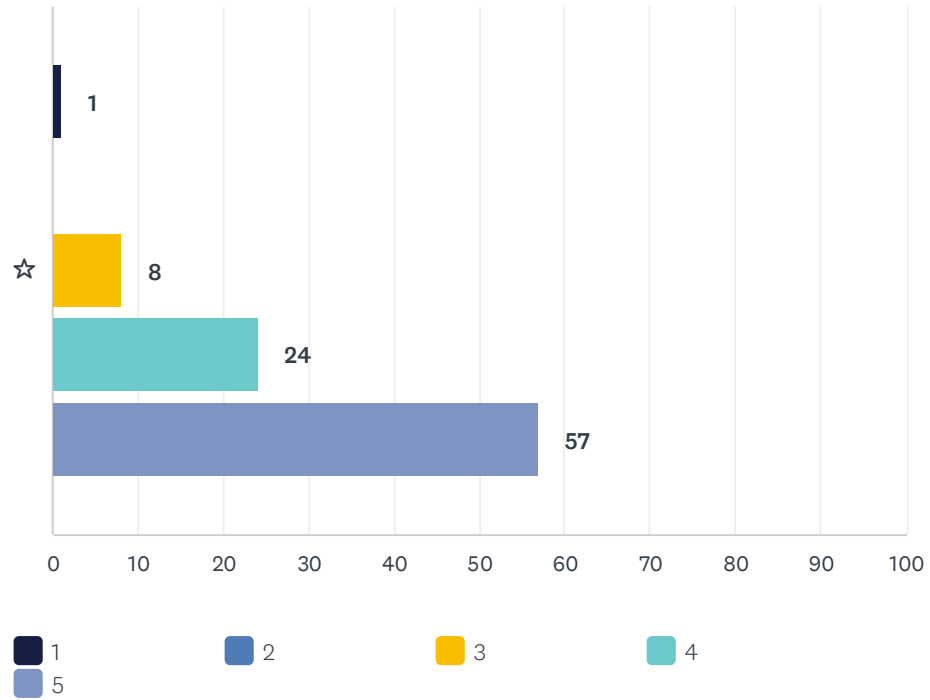
Answered: 90 Skipped: 15



ANSWER CHOICES	RESPONSES	
Extremely valuable	42.22%	38
Very valuable	38.89%	35
Somewhat valuable	16.67%	15
Not so valuable	2.22%	2
Not at all valuable	0.00%	0
<b>TOTAL</b>		<b>90</b>

## Q24 How would you rate your decision to attend the RSPH?

Answered: 90 Skipped: 15

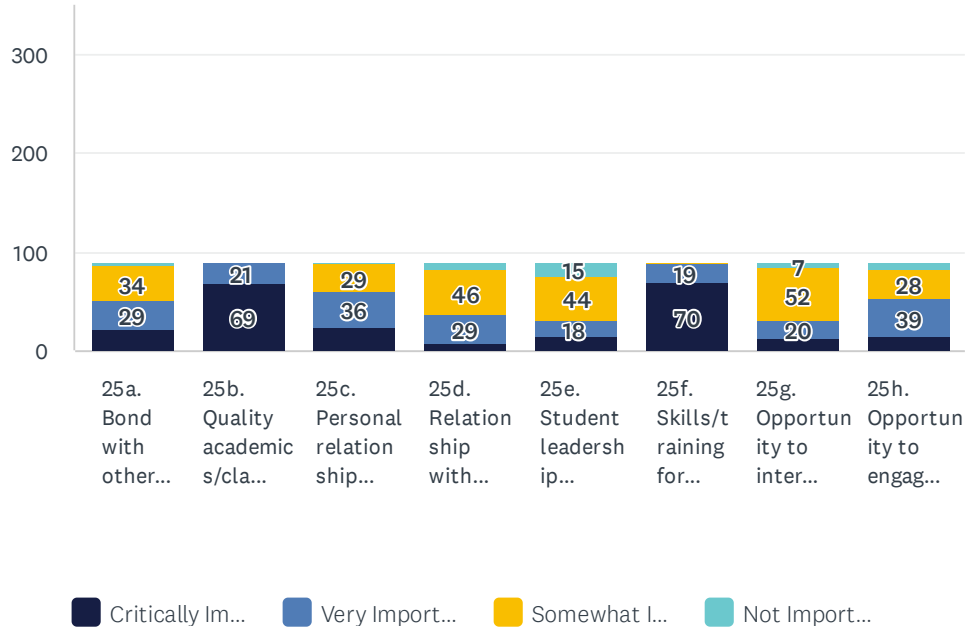


	1	2	3	4	5	TOTAL	WEIGHTED AVERAGE
☆	1.11% 1	0.00% 0	8.89% 8	26.67% 24	63.33% 57	90	4.51



## Q25 How important was each of the following to your experience as a student?

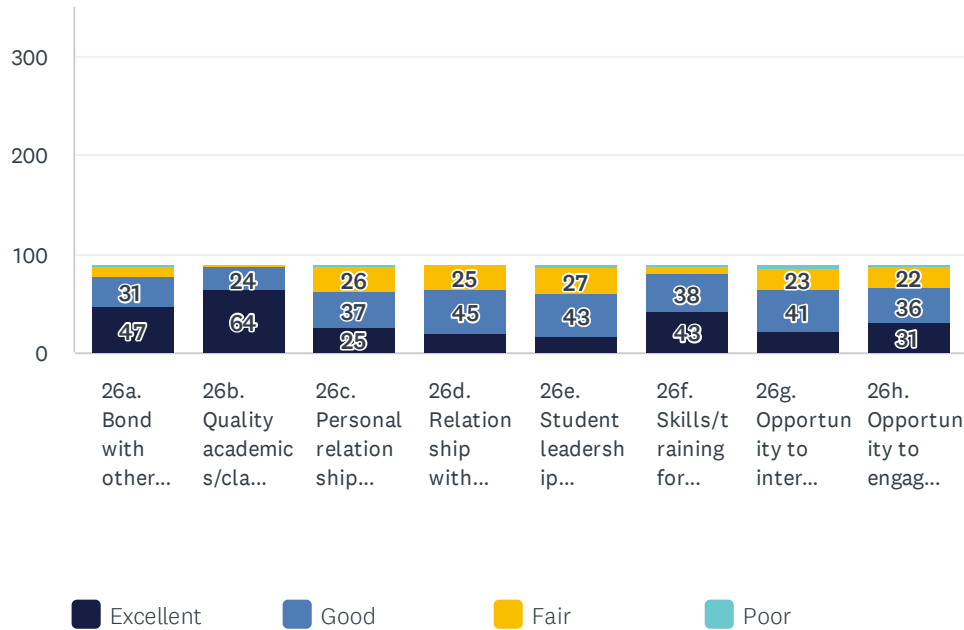
Answered: 91 Skipped: 14



	CRITICALLY IMPORTANT	VERY IMPORTANT	SOMEWHAT IMPORTANT	NOT IMPORTANT	TOTAL
25a. Bond with other students	25.27% 23	31.87% 29	37.36% 34	5.49% 5	91
25b. Quality academics/classes	75.82% 69	23.08% 21	1.10% 1	0.00% 0	91
25c. Personal relationship with faculty	26.37% 24	39.56% 36	31.87% 29	2.20% 2	91
25d. Relationship with administration and staff	8.79% 8	31.87% 29	50.55% 46	8.79% 8	91
25e. Student leadership opportunities	15.38% 14	19.78% 18	48.35% 44	16.48% 15	91
25f. Skills/training for career	77.78% 70	21.11% 19	1.11% 1	0.00% 0	90
25g. Opportunity to interact with alumni	13.19% 12	21.98% 20	57.14% 52	7.69% 7	91
25h. Opportunity to engage with the larger Atlanta community	16.48% 15	42.86% 39	30.77% 28	9.89% 9	91

## Q26 How well did the RSPH do at providing the following experiences?

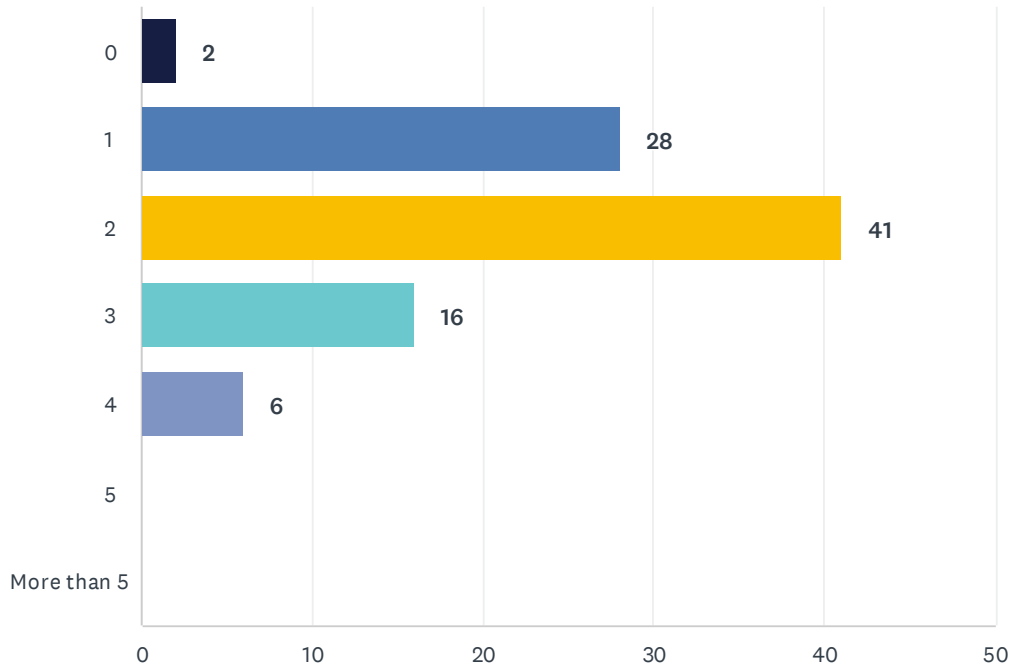
Answered: 91 Skipped: 14



	EXCELLENT	GOOD	FAIR	POOR	TOTAL
26a. Bond with other students	51.65% 47	34.07% 31	12.09% 11	2.20% 2	91
26b. Quality academics/classes	71.11% 64	26.67% 24	2.22% 2	0.00% 0	90
26c. Personal relationship with faculty	27.78% 25	41.11% 37	28.89% 26	2.22% 2	90
26d. Relationship with administration and staff	22.22% 20	50.00% 45	27.78% 25	0.00% 0	90
26e. Student leadership opportunities	18.89% 17	47.78% 43	30.00% 27	3.33% 3	90
26f. Skills/training for career	47.78% 43	42.22% 38	8.89% 8	1.11% 1	90
26g. Opportunity to interact with alumni	25.56% 23	45.56% 41	25.56% 23	3.33% 3	90
26h. Opportunity to engage with the larger Atlanta community	34.44% 31	40.00% 36	24.44% 22	1.11% 1	90

## Q27 Since graduation from the RSPH, how many full-time positions have you held?

Answered: 93 Skipped: 12



ANSWER CHOICES	RESPONSES	
0	2.15%	2
1	30.11%	28
2	44.09%	41
3	17.20%	16
4	6.45%	6
5	0.00%	0
More than 5	0.00%	0
<b>TOTAL</b>		<b>93</b>