



# Office of Career Development

---

HEALTH POLICY &  
MANAGEMENT (HPM)

2020 RSPH Alumni Survey Report

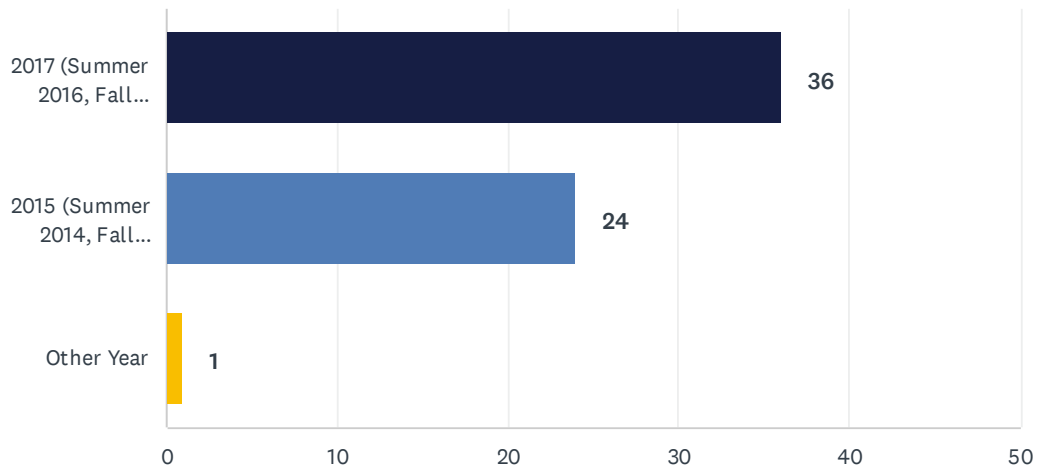


EMORY

ROLLINS  
SCHOOL OF  
PUBLIC  
HEALTH

## Q1 What year did you graduate from the RSPH?

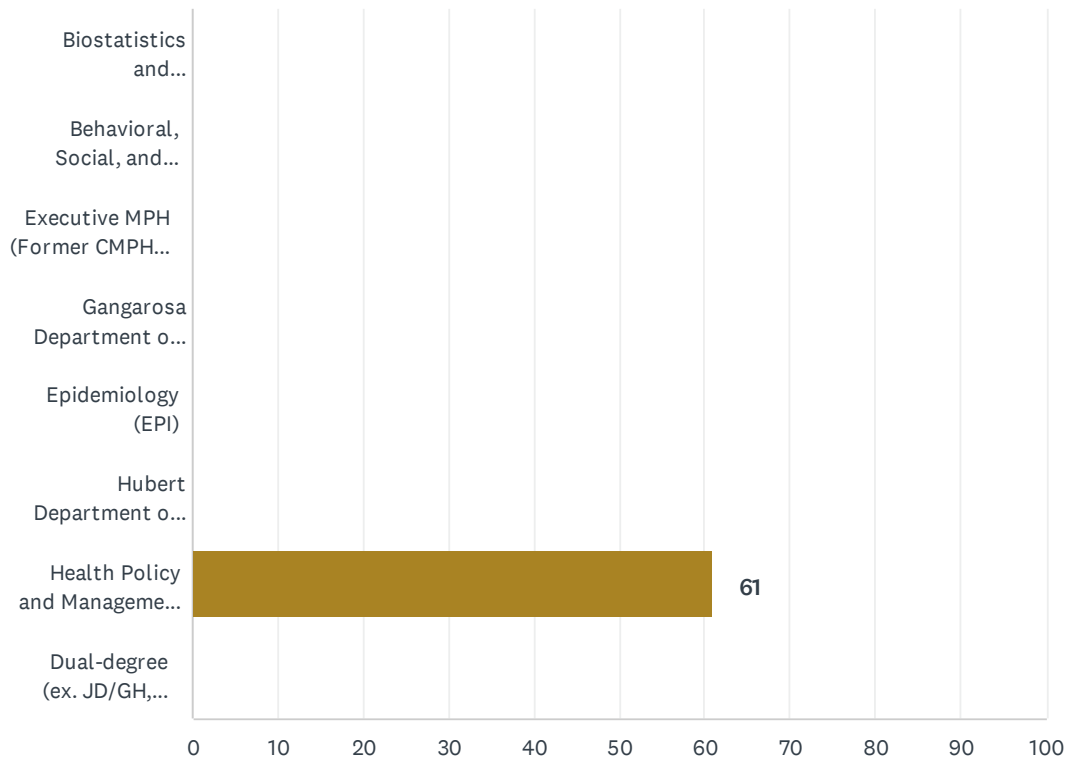
Answered: 61 Skipped: 0



ANSWER CHOICES	RESPONSES	
2017 (Summer 2016, Fall 2016, & Spring 2017)	59.02%	36
2015 (Summer 2014, Fall 2014, & Spring 2015)	39.34%	24
Other Year	1.64%	1
<b>TOTAL</b>		<b>61</b>

## Q2 RSPH Department:

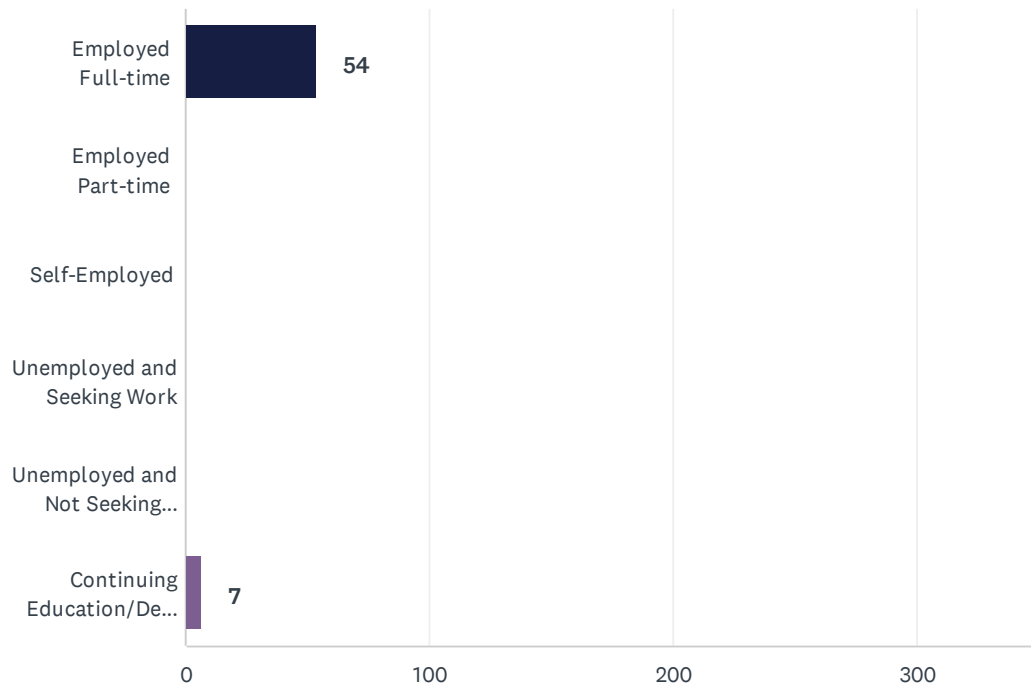
Answered: 61 Skipped: 0



ANSWER CHOICES	RESPONSES
Biostatistics and Bioinformatics (BIOS)	0.00% 0
Behavioral, Social, and Health Education Sciences (BSHES) [Former Behavioral Sciences and Health Education (BSHE)]	0.00% 0
Executive MPH (Former CMPH Program)	0.00% 0
Gangarosa Department of Environmental Health (EH)	0.00% 0
Epidemiology (EPI)	0.00% 0
Hubert Department of Global Health (GH)	0.00% 0
Health Policy and Management (HPM)	100.00% 61
Dual-degree (ex. JD/GH, MD/BSHE, etc.)	0.00% 0
<b>TOTAL</b>	<b>61</b>

## Q4 What is your current employment status?

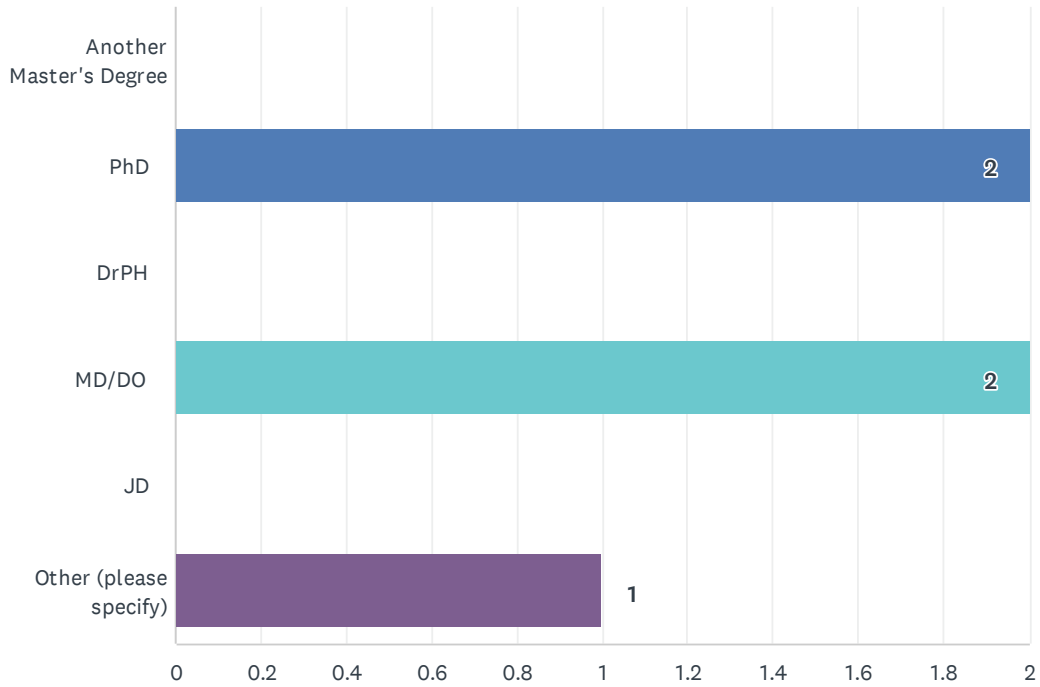
Answered: 61 Skipped: 0



ANSWER CHOICES	RESPONSES	
Employed Full-time	88.52%	54
Employed Part-time	0.00%	0
Self-Employed	0.00%	0
Unemployed and Seeking Work	0.00%	0
Unemployed and Not Seeking Work	0.00%	0
Continuing Education/Degree Seeking	11.48%	7
<b>TOTAL</b>		<b>61</b>

## Q9 What degree are you seeking?

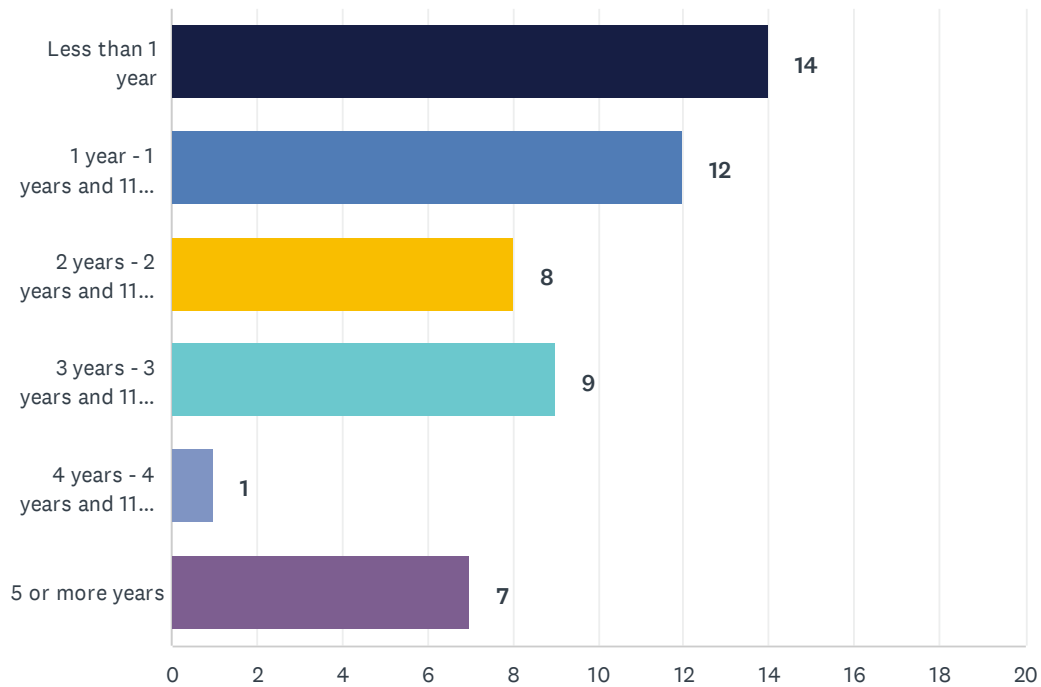
Answered: 5 Skipped: 56



ANSWER CHOICES	RESPONSES
Another Master's Degree	0.00% 0
PhD	40.00% 2
DrPH	0.00% 0
MD/DO	40.00% 2
JD	0.00% 0
Other (please specify)	20.00% 1
<b>TOTAL</b>	<b>5</b>

## Q12 How long have you been employed at your current job?

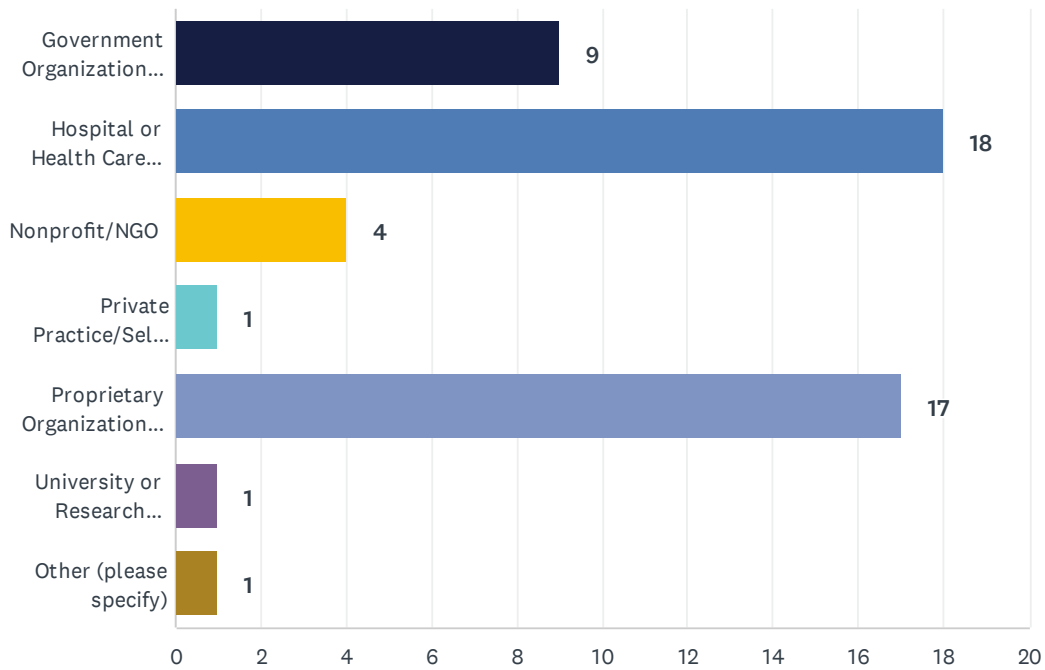
Answered: 51 Skipped: 10



ANSWER CHOICES	RESPONSES	
Less than 1 year	27.45%	14
1 year - 1 years and 11 months	23.53%	12
2 years - 2 years and 11 months	15.69%	8
3 years - 3 years and 11 months	17.65%	9
4 years - 4 years and 11 months	1.96%	1
5 or more years	13.73%	7
Total Respondents: 51		

### Q13 Which one of the following best describes your employment sector?

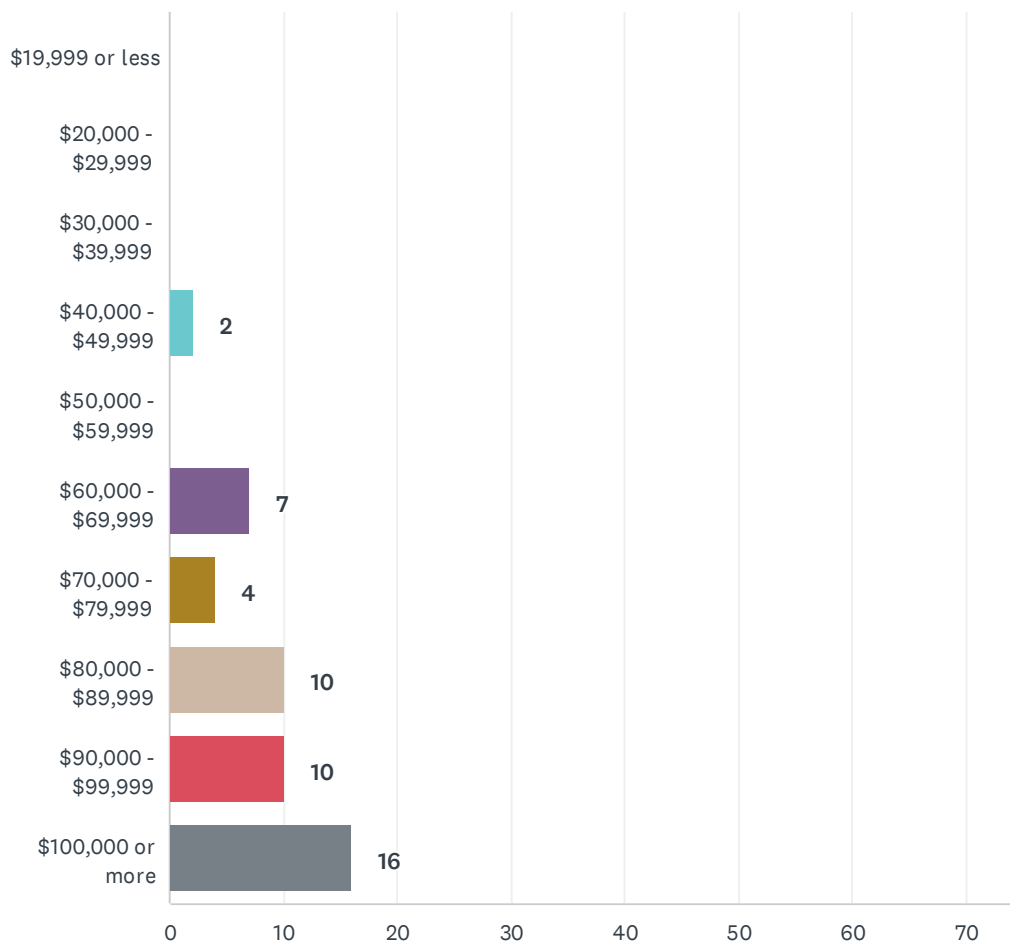
Answered: 51 Skipped: 10



ANSWER CHOICES	RESPONSES	
Government Organization (Federal, State, Local)	17.65%	9
Hospital or Health Care Facility	35.29%	18
Nonprofit/NGO	7.84%	4
Private Practice/Self-Employed	1.96%	1
Proprietary Organizations (Industry, Pharmaceutical company, Consulting, Other For-Profit Org)	33.33%	17
University or Research Institution (e.g. Emory University)	1.96%	1
Other (please specify)	1.96%	1
<b>TOTAL</b>		<b>51</b>

## Q14 Annual Salary Range:

Answered: 49 Skipped: 12



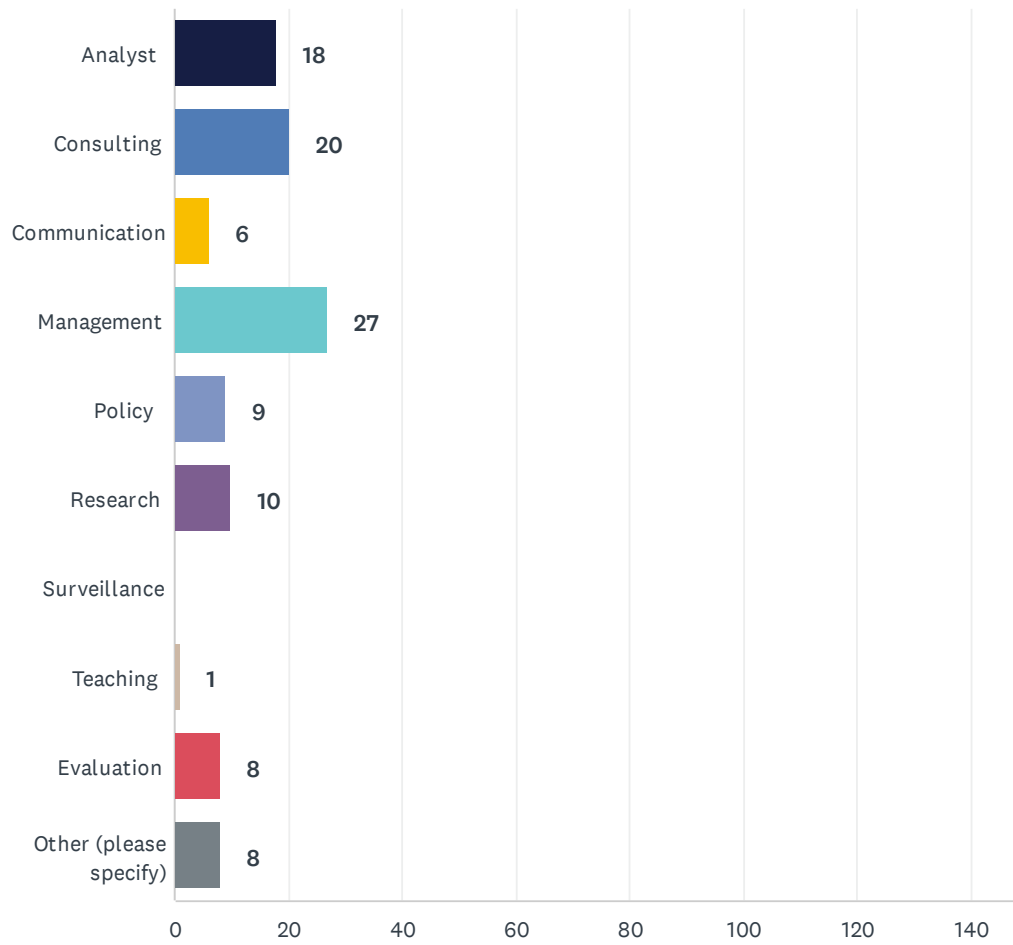


## RSPH 3 & 5 Year Post-Grad Alumni Survey (2020)

ANSWER CHOICES	RESPONSES	
\$19,999 or less	0.00%	0
\$20,000 - \$29,999	0.00%	0
\$30,000 - \$39,999	0.00%	0
\$40,000 - \$49,999	4.08%	2
\$50,000 - \$59,999	0.00%	0
\$60,000 - \$69,999	14.29%	7
\$70,000 - \$79,999	8.16%	4
\$80,000 - \$89,999	20.41%	10
\$90,000 - \$99,999	20.41%	10
\$100,000 or more	32.65%	16
<b>TOTAL</b>		<b>49</b>

### Q15 Which category best describes your job duties? (Check all that apply)

Answered: 50 Skipped: 11

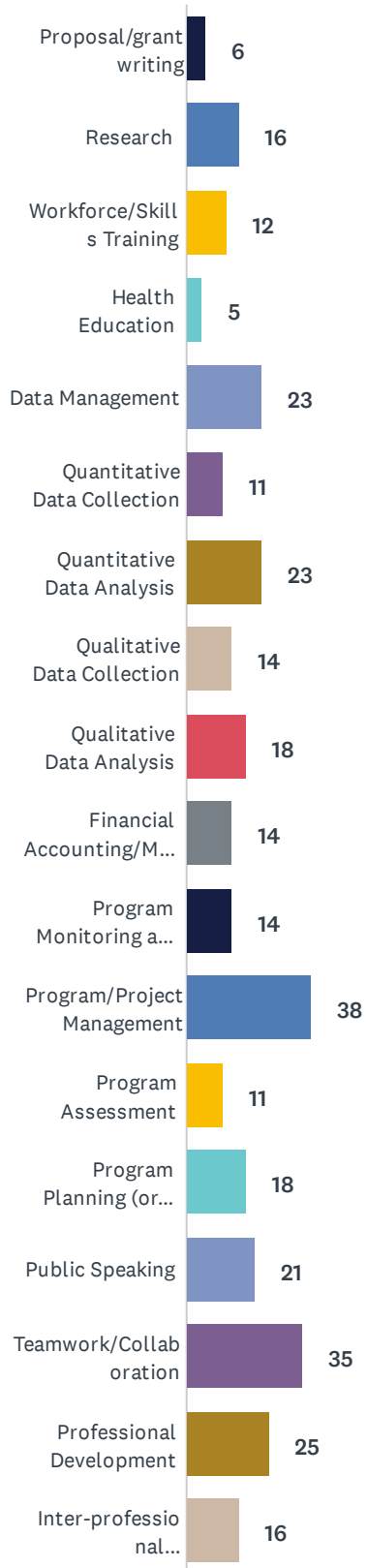


### RSPH 3 & 5 Year Post-Grad Alumni Survey (2020)

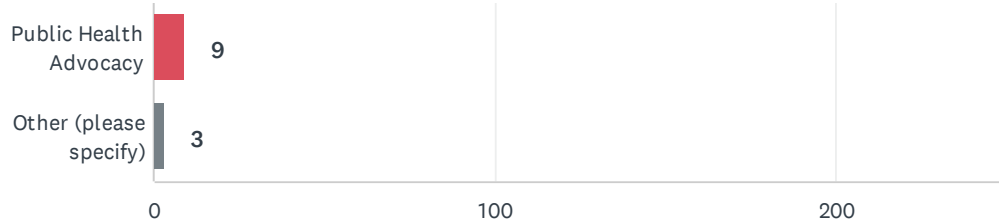
ANSWER CHOICES	RESPONSES	
Analyst	36.00%	18
Consulting	40.00%	20
Communication	12.00%	6
Management	54.00%	27
Policy	18.00%	9
Research	20.00%	10
Surveillance	0.00%	0
Teaching	2.00%	1
Evaluation	16.00%	8
Other (please specify)	16.00%	8
Total Respondents: 50		

# Q16 What skills prepared you for the job you currently have? (Check all that apply)

Answered: 51 Skipped: 10



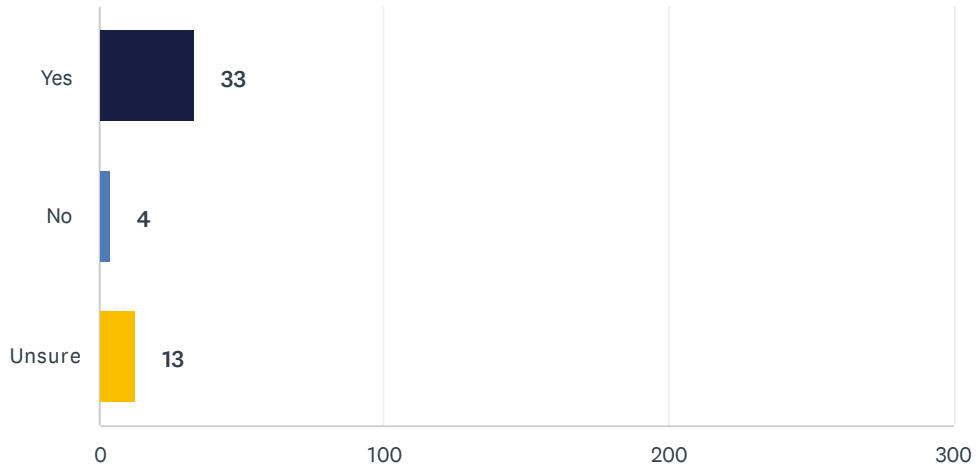
## RSPH 3 & 5 Year Post-Grad Alumni Survey (2020)



ANSWER CHOICES	RESPONSES	
Proposal/grant writing	11.76%	6
Research	31.37%	16
Workforce/Skills Training	23.53%	12
Health Education	9.80%	5
Data Management	45.10%	23
Quantitative Data Collection	21.57%	11
Quantitative Data Analysis	45.10%	23
Qualitative Data Collection	27.45%	14
Qualitative Data Analysis	35.29%	18
Financial Accounting/Management/Budgeting	27.45%	14
Program Monitoring and Evaluation	27.45%	14
Program/Project Management	74.51%	38
Program Assessment	21.57%	11
Program Planning (or Development)	35.29%	18
Public Speaking	41.18%	21
Teamwork/Collaboration	68.63%	35
Professional Development	49.02%	25
Inter-professional Collaboration	31.37%	16
Public Health Advocacy	17.65%	9
Other (please specify)	5.88%	3
Total Respondents: 51		

## Q17 Does your current employer hire doctoral trained employees?

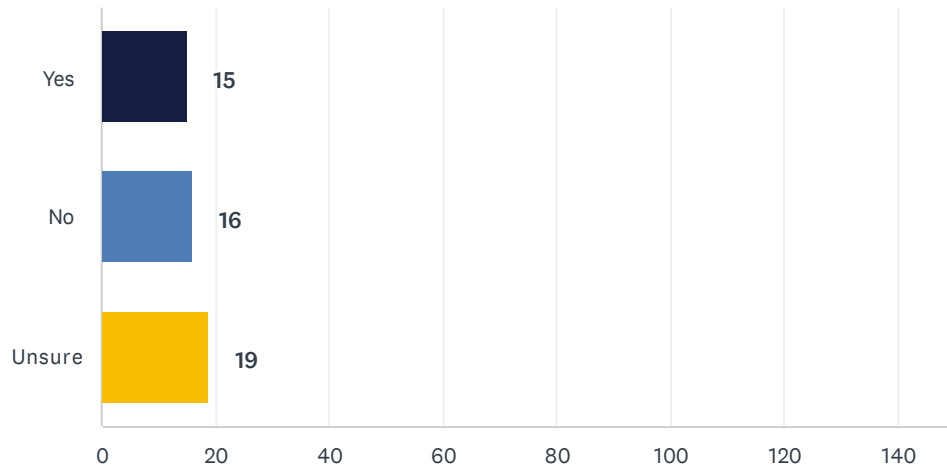
Answered: 50 Skipped: 11



ANSWER CHOICES	RESPONSES	
Yes	66.00%	33
No	8.00%	4
Unsure	26.00%	13
<b>TOTAL</b>		<b>50</b>

### Q18 Does your current employer hire Rollins students (i.e. part-time, REAL, internships, applied practice experience [previously called practicum] positions)?

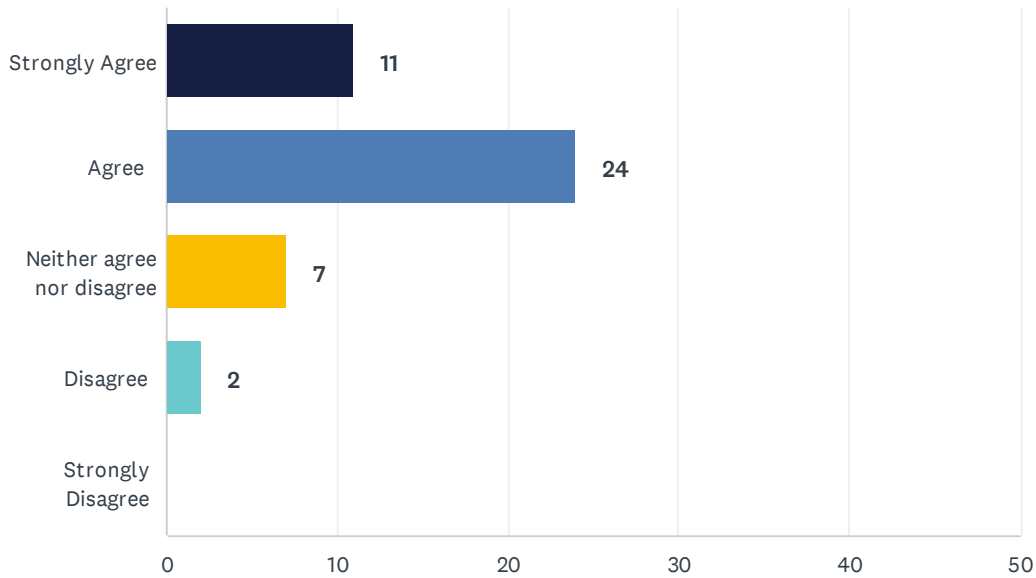
Answered: 50 Skipped: 11



ANSWER CHOICES	RESPONSES	
Yes	30.00%	15
No	32.00%	16
Unsure	38.00%	19
TOTAL		50

**Q19 The course work (including applied practice experience/practicum, thesis and/or capstone) at RSPH provided me with the basic competencies and skills required for working in public health/current field.**

Answered: 44 Skipped: 17

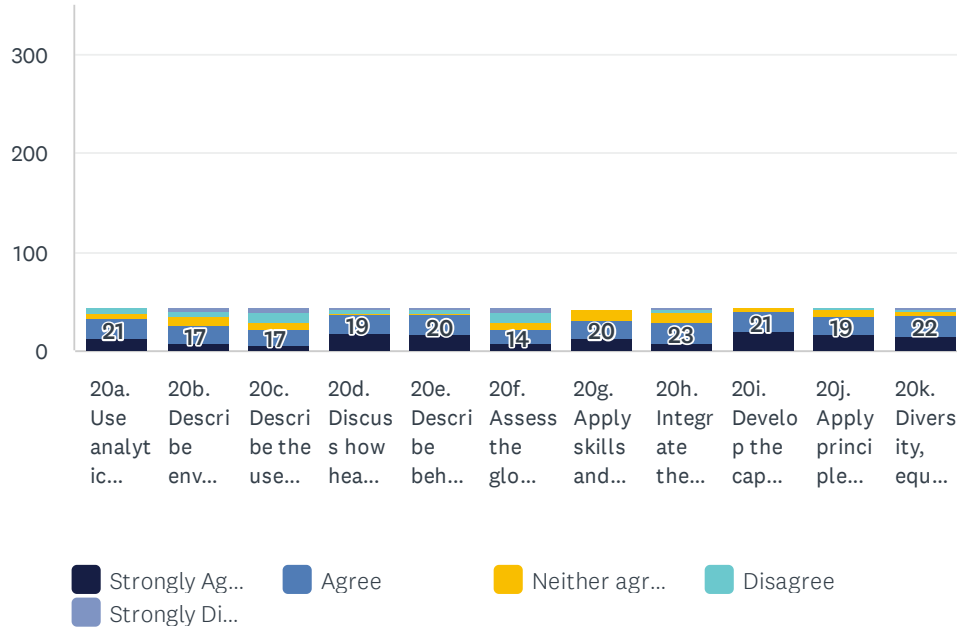


ANSWER CHOICES	RESPONSES	
Strongly Agree	25.00%	11
Agree	54.55%	24
Neither agree nor disagree	15.91%	7
Disagree	4.55%	2
Strongly Disagree	0.00%	0
<b>TOTAL</b>		<b>44</b>



## Q20 I have attained and had the ability to apply the following 11 competencies post-graduation in a past/current job:

Answered: 45 Skipped: 16

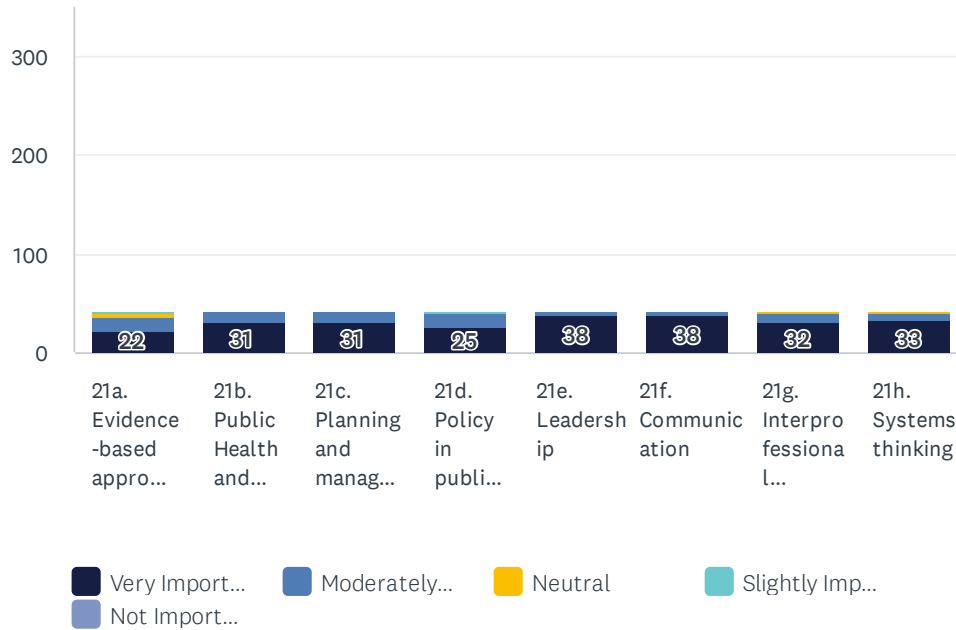


RSPH 3 & 5 Year Post-Grad Alumni Survey (2020)

	STRONGLY AGREE	AGREE	NEITHER AGREE NOR DISAGREE	DISAGREE	STRONGLY DISAGREE	TOTAL	WEIGHTED AVERAGE
20a. Use analytic reasoning and quantitative methods to address questions in public health and population-based research	29.55% 13	47.73% 21	9.09% 4	13.64% 6	0.00% 0	44	3.93
20b. Describe environmental conditions, including biological, physical and chemical factors that affect the health of individuals, communities and populations	18.18% 8	38.64% 17	22.73% 10	11.36% 5	9.09% 4	44	3.45
20c. Describe the use of epidemiology methods to study the etiology and control of disease and injury in populations	13.64% 6	38.64% 17	15.91% 7	20.45% 9	11.36% 5	44	3.23
20d. Discuss how health policy and finance affect the delivery, quality, access and costs of health care for individuals, communities and populations	40.91% 18	43.18% 19	4.55% 2	9.09% 4	2.27% 1	44	4.11
20e. Describe behavioral, social and cultural factors that contribute to the health and well-being of individuals, communities and populations	36.36% 16	45.45% 20	6.82% 3	9.09% 4	2.27% 1	44	4.05
20f. Assess the global forces that influence the health of culturally diverse populations around the world	18.18% 8	31.82% 14	15.91% 7	22.73% 10	11.36% 5	44	3.23
20g. Apply skills and knowledge in public health setting(s) through planned and supervised experience(s) related to professional career objectives	27.91% 12	46.51% 20	23.26% 10	2.33% 1	0.00% 0	43	4.00
20h. Integrate the broad base of public health knowledge and skills acquired from coursework, practicum and other learning activities into a culminating experience (thesis, special studies project, capstone)	15.91% 7	52.27% 23	20.45% 9	9.09% 4	2.27% 1	44	3.70
20i. Develop the capacity for lifelong learning in public health	45.45% 20	47.73% 21	6.82% 3	0.00% 0	0.00% 0	44	4.39
20j. Apply principles of ethical conduct to public health practice	36.36% 16	43.18% 19	15.91% 7	4.55% 2	0.00% 0	44	4.11
20k. Diversity, equity and inclusion practices	34.09% 15	50.00% 22	9.09% 4	4.55% 2	2.27% 1	44	4.09

## Q21 Reflecting on your experience, how important are each of the following skills for job readiness as a public health professional?

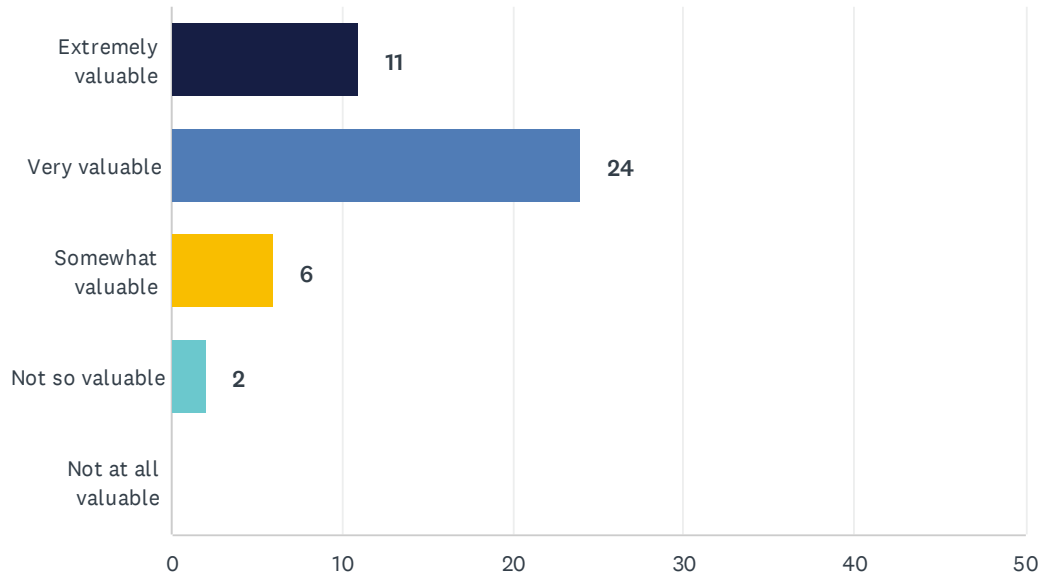
Answered: 43 Skipped: 18



	VERY IMPORTANT	MODERATELY IMPORTANT	NEUTRAL	SLIGHTLY IMPORTANT	NOT IMPORTANT	TOTAL	WEIGHTED AVERAGE
21a. Evidence-based approaches to public health	51.16% 22	34.88% 15	9.30% 4	4.65% 2	0.00% 0	43	4.33
21b. Public Health and health care systems	72.09% 31	25.58% 11	0.00% 0	2.33% 1	0.00% 0	43	4.67
21c. Planning and management to promote health	72.09% 31	25.58% 11	2.33% 1	0.00% 0	0.00% 0	43	4.70
21d. Policy in public health	58.14% 25	34.88% 15	2.33% 1	4.65% 2	0.00% 0	43	4.47
21e. Leadership	88.37% 38	9.30% 4	2.33% 1	0.00% 0	0.00% 0	43	4.86
21f. Communication	88.37% 38	11.63% 5	0.00% 0	0.00% 0	0.00% 0	43	4.88
21g. Interprofessional practice	74.42% 32	18.60% 8	6.98% 3	0.00% 0	0.00% 0	43	4.67
21h. Systems thinking	78.57% 33	16.67% 7	4.76% 2	0.00% 0	0.00% 0	42	4.74

## Q23 Based on your career interests and goals, how valuable is/was your RSPH MPH or MSPH degree in the job market?

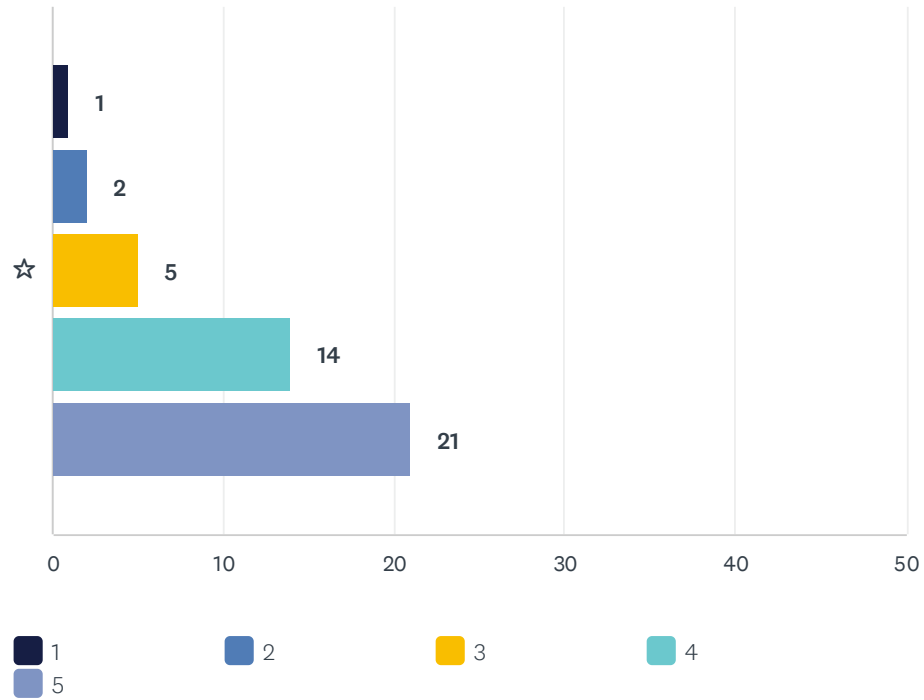
Answered: 43 Skipped: 18



ANSWER CHOICES	RESPONSES	
Extremely valuable	25.58%	11
Very valuable	55.81%	24
Somewhat valuable	13.95%	6
Not so valuable	4.65%	2
Not at all valuable	0.00%	0
<b>TOTAL</b>		<b>43</b>

## Q24 How would you rate your decision to attend the RSPH?

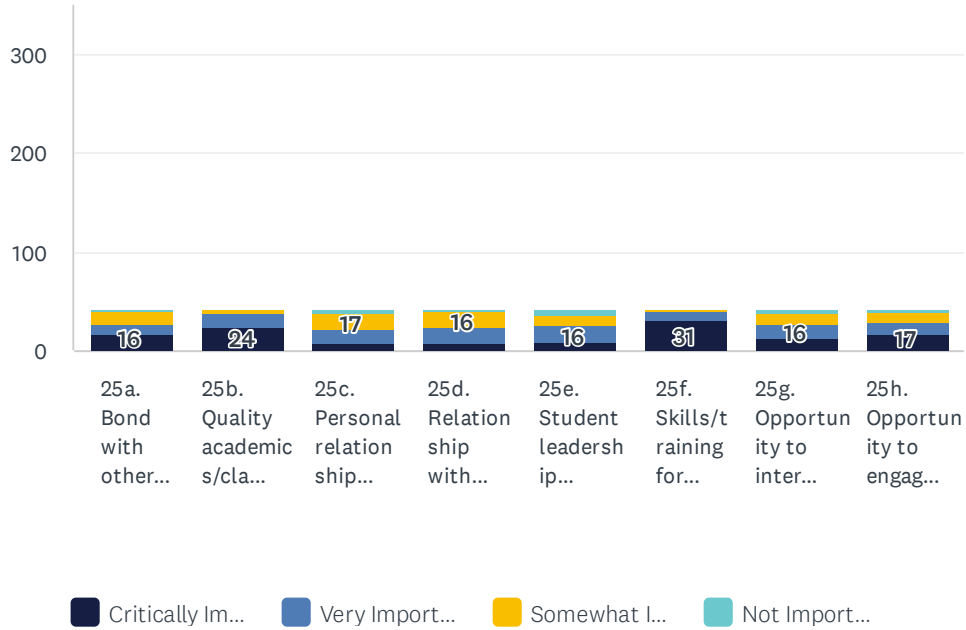
Answered: 43 Skipped: 18



	1	2	3	4	5	TOTAL	WEIGHTED AVERAGE
☆	2.33%	4.65%	11.63%	32.56%	48.84%	43	4.21
	1	2	5	14	21		

## Q25 How important was each of the following to your experience as a student?

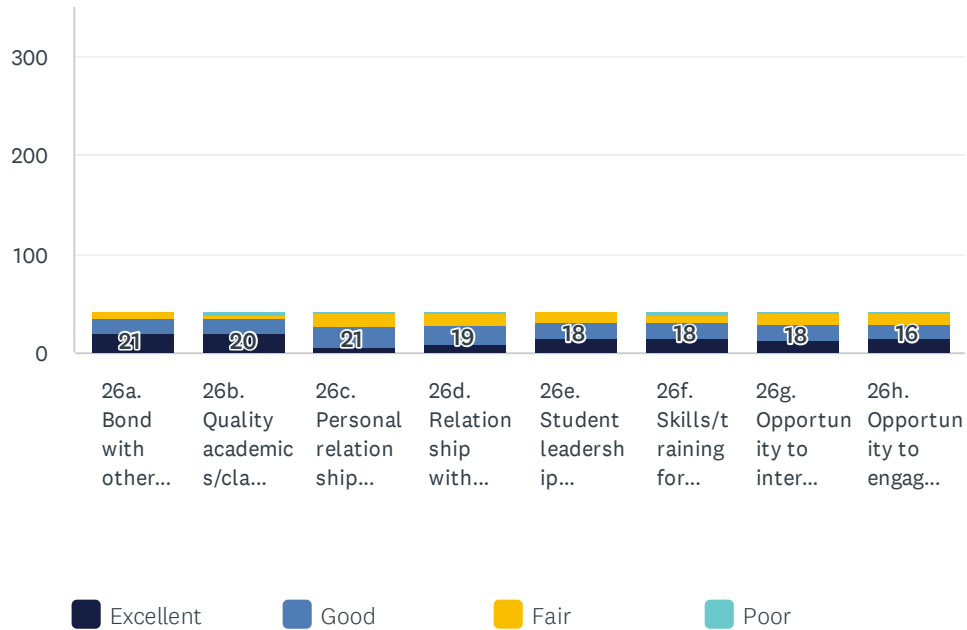
Answered: 43 Skipped: 18



	CRITICALLY IMPORTANT	VERY IMPORTANT	SOMEWHAT IMPORTANT	NOT IMPORTANT	TOTAL
25a. Bond with other students	37.21% 16	27.91% 12	30.23% 13	4.65% 2	43
25b. Quality academics/classes	55.81% 24	32.56% 14	11.63% 5	0.00% 0	43
25c. Personal relationship with faculty	18.60% 8	32.56% 14	39.53% 17	9.30% 4	43
25d. Relationship with administration and staff	18.60% 8	37.21% 16	37.21% 16	6.98% 3	43
25e. Student leadership opportunities	20.93% 9	37.21% 16	27.91% 12	13.95% 6	43
25f. Skills/training for career	72.09% 31	20.93% 9	4.65% 2	2.33% 1	43
25g. Opportunity to interact with alumni	27.91% 12	37.21% 16	25.58% 11	9.30% 4	43
25h. Opportunity to engage with the larger Atlanta community	39.53% 17	30.23% 13	20.93% 9	9.30% 4	43

## Q26 How well did the RSPH do at providing the following experiences?

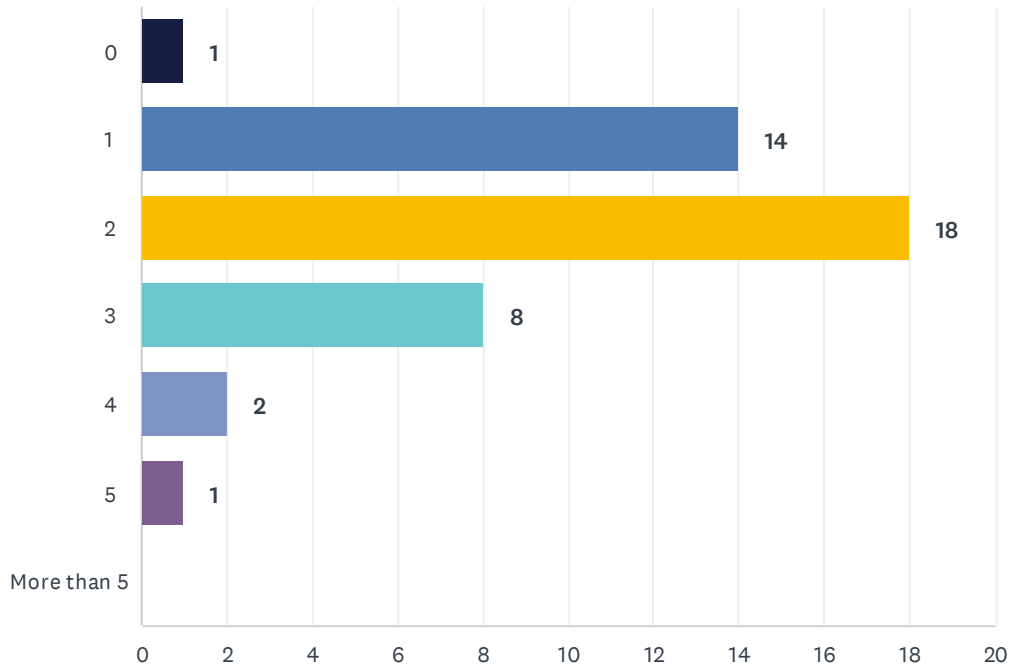
Answered: 42 Skipped: 19



	EXCELLENT	GOOD	FAIR	POOR	TOTAL
26a. Bond with other students	50.00% 21	33.33% 14	16.67% 7	0.00% 0	42
26b. Quality academics/classes	47.62% 20	35.71% 15	7.14% 3	9.52% 4	42
26c. Personal relationship with faculty	14.29% 6	50.00% 21	30.95% 13	4.76% 2	42
26d. Relationship with administration and staff	21.43% 9	45.24% 19	28.57% 12	4.76% 2	42
26e. Student leadership opportunities	33.33% 14	42.86% 18	23.81% 10	0.00% 0	42
26f. Skills/training for career	33.33% 14	42.86% 18	16.67% 7	7.14% 3	42
26g. Opportunity to interact with alumni	28.57% 12	42.86% 18	23.81% 10	4.76% 2	42
26h. Opportunity to engage with the larger Atlanta community	33.33% 14	38.10% 16	23.81% 10	4.76% 2	42

## Q27 Since graduation from the RSPH, how many full-time positions have you held?

Answered: 44 Skipped: 17



ANSWER CHOICES	RESPONSES	
0	2.27%	1
1	31.82%	14
2	40.91%	18
3	18.18%	8
4	4.55%	2
5	2.27%	1
More than 5	0.00%	0
<b>TOTAL</b>		<b>44</b>